

DC Disconnect Switch

DX Series




Bremas Ersee SpA
Via castellazzo 9 - 20040 Cambiago (MI)
Tel +39 02 96651611 Fax +39 02 96651639
www.bremas.eu info@bremas.it
ISO 9001 Certified Quality System

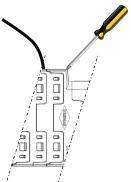
DX120304EUAVML5



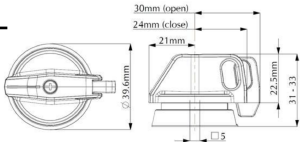
Technical data according to IEC 60947-3:2015/A2 AnnexD				
Utilization category			PV1 (DC21B)	PV2
Rated operational voltage	Ue	V dc	1500	1500
Rated operational current	Ie	A dc	15	6
Rated operational voltage (second rating)	Ue	V dc	1250	1250
Rated operational current (second rating)	Ie	A dc	25	10
Rated operational voltage (third rating)	Ue	V dc	1100	1100
Rated operational current (third rating)	Ie	A dc	30	12
Rated operational voltage (fourth rating)	Ue	V dc	1000	1000
Rated operational current (fourth rating)	Ie	A dc	40	16
Rated operational voltage (fifth rating)	Ue	V dc	800	800
Rated operational current (fifth rating)	Ie	A dc	50	20
Rated thermal current	Ith	A	50	
DC Poles		Nr.	8	
Rated conditional short-circuit current			5kA	
Rated insulation voltage	Ui	V dc	1.500	
Rated impulse withstand voltage	Uimp	kV	8	
Rated short-time withstand current (1s)	Icw	A	780	
Rated short-circuit making capacity	Icm	kA	1,4	
Power loss per layer at 20A/50A		W	0,2/1,25	
Max fuse size for short circuit protection	gPV	A	50	
Mechanical characteristics				
Type of mounting			Double mounting (Head Up Screws) panel with M16 L=12mm fixing /Back for DIN rail	
Layers		Nr.	9	
Screwdriver orientation for terminals			Head up	
External metal parts (Screws, shaft)			Stainless steel	
Terminal capacity with flexible/solid wires	Max	mm ² AWG	2x6 2x10	
Terminal capacity with fork terminals	Max	mm ² AWG	1x16 1x6	
Thread dimensions for terminal screws			M4	
Terminal screws tightening torque		Nm	1,7 ± 10%	
Tightening torque panel mounting nut		Nm	2+/-10%	
Tightening torque M3 screw in the actuator		Nm	0,6 ± 10%	
Panel tickness		mm	Max 4	
Shaft protrusion		mm	27	
Actuator operation forces		Nm	1,5	
Net Weight		g	433	
Protection degree IEC 529 EN 60529				
Switch IP terminal			IP20	
Switch IP rating mounted on panel			IP66	
Ambient conditions				
Pollution degree ins.			3	
Operational ambient temperature			-40°C ÷ +70°C	
Storage ambient temperature			-40°C ÷ +85°C	
Damp heat test IEC60068-2-30			90-100% RH at +55 °C	



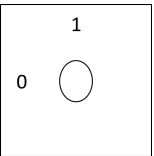
Screwdriver orientation
for terminals



Knob



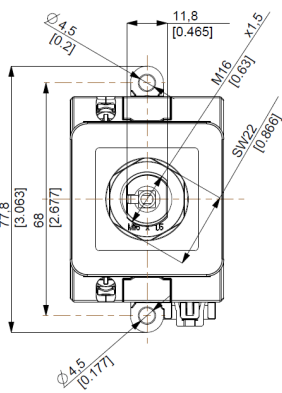
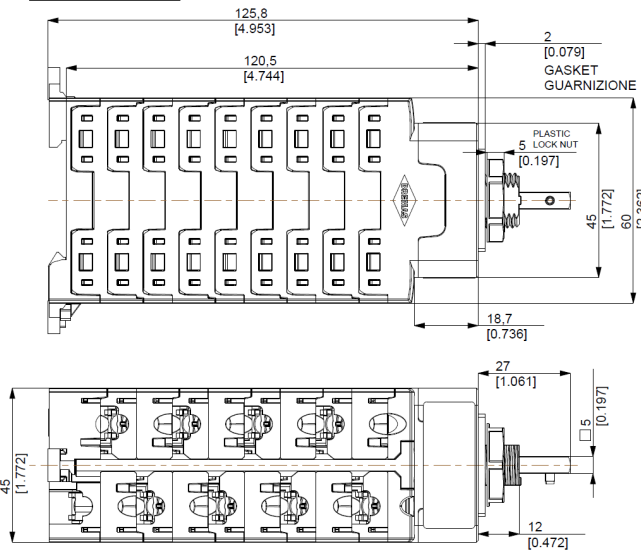
Positions



Electrical Diagram

Layer	1	2	3	4	5	6	7	8	9	10	11	12	13	14	15	16
Marking	-4	+4	-3	+3	-2	+2	-1	+1								
									E M P T Y							
Marking	-4	+4	-3	+3	-2	+2	-1	+1								
0/OFF																
I/ON	X	X	X	X	X	X	X	X								

Dimensions



Drilling Templates

