

DC Disconnect Switch
DX Series




Bremas Ersce SpA
Via castellazzo 9 - 20040 Cambiago (MI)
Tel +39 02 96651611 Fax +39 02 96651639
www.bremas.eu info@bremas.it
ISO 9001 Certified Quality System

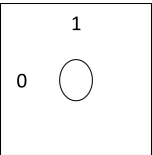
DX120304E0AVMVU6



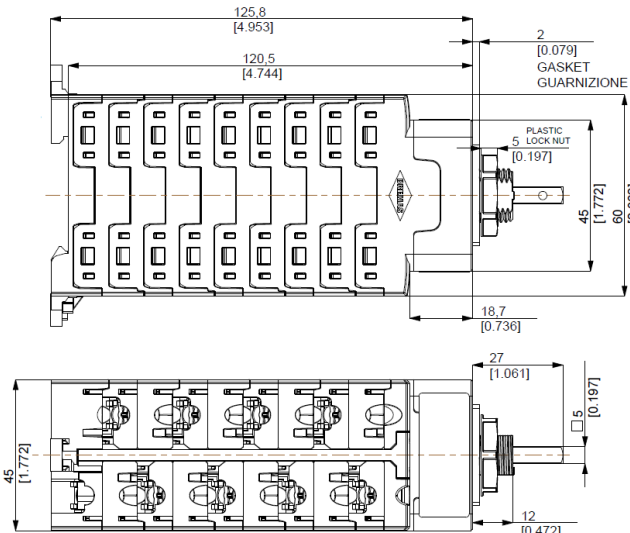
Technical data according to IEC 60947-3:2015/A2 AnnexD			
Utilization category		PV1 (DC21B)	PV2
Rated operational voltage	Ue	V dc	1500
Rated operational current	Ie	A dc	10
Rated operational voltage (second rating)	Ue	V dc	1250
Rated operational current (second rating)	Ie	A dc	8
Rated operational voltage (third rating)	Ue	V dc	1000
Rated operational current (third rating)	Ie	A dc	30
Rated operational voltage (fourth rating)	Ue	V dc	800
Rated operational current (fourth rating)	Ie	A dc	45
Rated operational voltage (fifth rating)	Ue	V dc	700
Rated operational current (fifth rating)	Ie	A dc	25
Rated thermal current	Ith	A	50
DC Poles		Nr.	8
Rated conditional short-circuit current			5kA
Rated insulation voltage	Ui	V dc	1.500
Rated impulse withstand voltage	Uimp	kV	8
Rated short-time withstand current (1s)	Icw	A	780
Rated short-circuit making capacity	Icm	kA	1,4
Power loss per layer at 20A/50A		W	0,2/1,25
Max fuse size for short circuit protection	gPV	A	50
Mechanical characteristics			
Type of mounting		Double mounting (Head Up Screws) panel with M16 L=12mm fixing /Back for DIN rail	
Layers		Nr.	9
Screwdriver orientation for terminals			Head up
External metal parts (Screws, shaft)			Stainless steel
Terminal capacity with flexible/solid wires	Max	mm ² AWG	2x6 2x10
Terminal capacity with fork terminals	Max	mm ² AWG	1x16 1x6
Thread dimensions for terminal screws			M4
Terminal screws tightening torque		Nm	1,7 ± 10%
Tightening torque panel mounting nut		Nm	2+/-10%
Tightening torque M3 screw in the actuator		Nm	0,6 ± 10%
Panel tickness		mm	Max 4
Shaft protrusion		mm	27
Actuator operation forces		Nm	1,5
Net Weight		g	418
Protection degree IEC 529 EN 60529			
Switch IP terminal			IP20
Switch IP rating mounted on panel			IP66
Ambient conditions			
Pollution degree ins.			2
Operational ambient temperature			-40°C ÷ +70°C
Storage ambient temperature			-40°C ÷ +85°C
Damp heat test IEC60068-2-30			90-100% RH at +55 °C
Knob			UV resistant



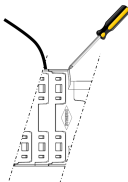
Positions



Dimensions

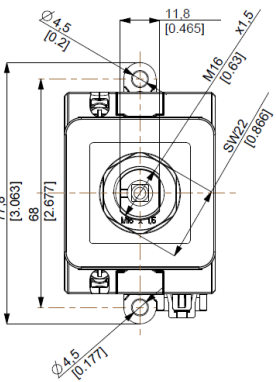
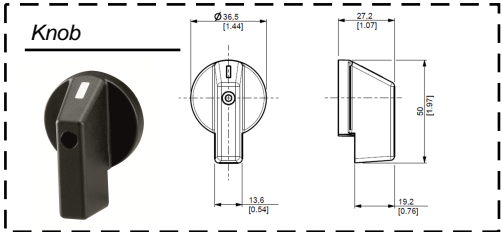


Screwdriver orientation
for terminals

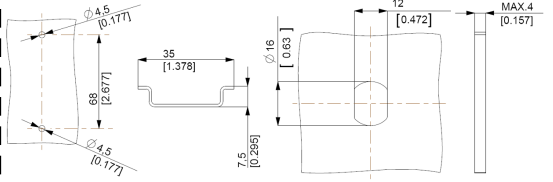


Electrical Diagram

Layer	1	2	3	4	5	6	7	8	9	10	11	12	13	14	15	16
Marking	-4	+4	-3	+3	-2	+2	-1	+1								
									EMPTY							
Marking	-4	+4	-3	+3	-2	+2	-1	+1								
0/OFF	X	X	X	X	X	X	X	X								
1/ON	X	X	X	X	X	X	X	X								



Drilling Templates



©2017 Copyright Bremas Ersce. Subject to change without notice and errors excepted. Data reported in this paper are carefully checked and represent typical values of series production. The descriptions of the device and its applications, contexts of use, details of external controls, information on installation and operation are provided to the best of our knowledge. In any case, this does not mean from the features described it may derive legal responsibilities that extend beyond the "Terms and Conditions of sales" of Bremas Ersce. The customer / user must examine our information and recommendations and the relevant technical regulations before using the products its own purpose.