

**Cod. XNF0323BK6**

**Standard and Approvals**

- Switch according to IEC/EN 60947-3
- Certified UL60947-4-1A and CAN/CSA C22.2 No. 60947-4-1-07
- Suitable as Manual Motor Controller



**Technical characteristics: Body**

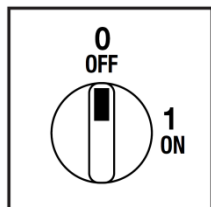
- Disconnect switch 3P with fuse holders
- Fuses are not included
- IP20 protection degree
- Rating operational current: 32A
- Rating thermal current: 32A
- Rating insulation voltage: 690V
- Base mounting
- Fixing:
  - with screw
  - DIN rail
- Switching angle: 90°
- Positive opening double break contacts, made of silver and alloy.



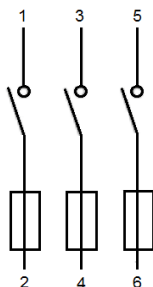
**Technical characteristics: Plate and knob**

- Grey plate 67x67mm and black padlockable knob (max. 3 padlocks)
- Protection degree IP66
- Fixing:
  - 2 screw at 28mm vertical
  - 2 screw at 32mm horizontal

**Plate and position**



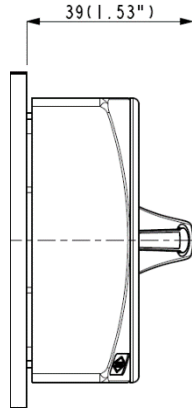
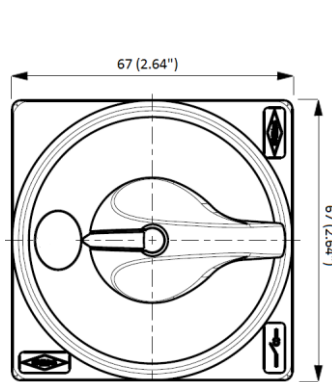
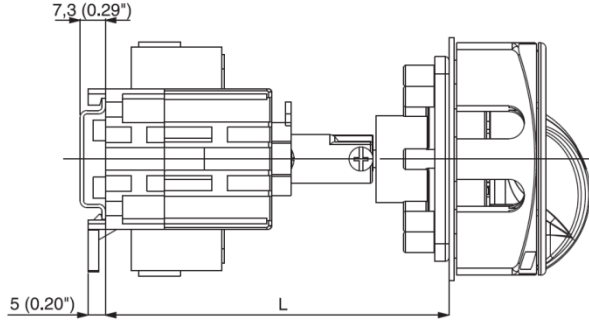
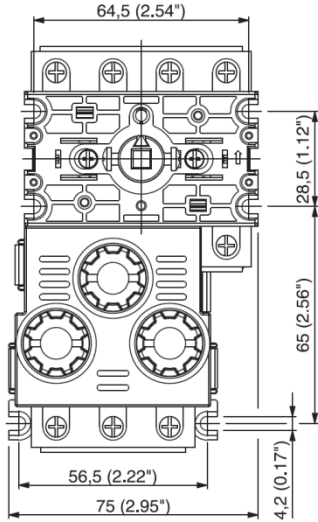
**Electrical scheme**



**Cod. XNF0323BK6**

**Dimensions**

measures in mm (in)

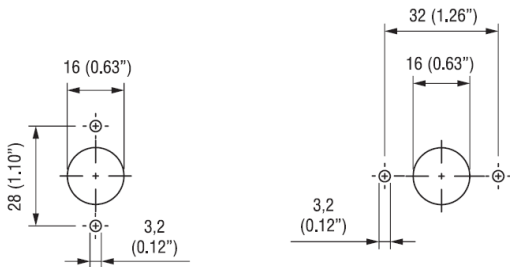


Overall length (min-max)\*\*  
for different shaft length (L1):

L1	L (mm)	L (in)
175*	99 - 243	3.90 - 9.57
6.89*		

**Drilling templates**

measures in mm (in)



Escutcheon plate mounting options:

- 1) 2 holes with vertical distance 28mm (1.10")
- 2) 2 holes with horizontal distance 32mm (1.26")
- 3) 4 holes with distance 48 mm (1.89")

Switch mounting options:

- 1) 4 holes with distance 58x18mm (2.28x0.71")

### Cod. XNF0323BK6

			XNF032	
<b>Technical data IEC 947-3 EN 60947-3</b>				
Rated insulation voltage	Ui	V	690	
Rated operating voltage	Ue	V	690	
Rated impulse withstand voltage	Uimp	kV	6	
Rated thermal current for open switch	Ith	A	32	
Rated thermal current for enclosed switch	Ithe	A	32	
Rated operation frequency		Hz	50	
Power dissipation for each pole		W	3,2*	
<b>Rated operating current</b>				
AC-21A Switching resistive loads, including moderate overloads	690V	Ie	A	32
AC-22A Switching of mixed resistive and inductive loads, including moderate overloads	690V	Ie	A	32
<b>Rated operating power</b>				
AC-23A Switching of motor loads or other highly inductive loads 3 phase - 3 pole	230V	Kw (A)	10 (33)	
	400V	Kw (A)	18,5 (33)	
	500V	Kw (A)	18,5 (32)	
	690V	Kw (A)	22 (23)	
AC-3 Squirrel cage motors: starting, swtiching off motors during running 3 phase - 3 pole	230V	Kw (A)	9 (28)	
	400V	Kw (A)	15 (27)	
	500V	Kw (A)	15 (27)	
	690V	Kw (A)	18,5 (23)	
Rated breaking capability in AC-23A (cos φ=0,45)	230V	A	256	
	400V	A	330	
<b>Short circuit protection</b>				
Rated short time withstand current	Icw	A	800	
Rated conditional short-circuit current		kA	10	
With fuses class gG	500V	A	32	
<b>Mechanical characteristics</b>				
Mechanical life (120 cycles/hour)	Mil.Man		2	
Connecting capability with flexible wires	Min-Max	mm <sup>2</sup>	1,5-10	
Connecting capability with solid wires	Min-Max	mm <sup>2</sup>	1,5-16	
Terminal screw			M4	
Screw tightening torque		Nm	1,4	
<b>Protection degree IEC 529 EN 60529</b>				
Terminals			IP20	
Plate and knob			IP66	
<b>Ambient conditions</b>				
Operating ambient temperature		°C	-25 ÷ +55	
Storage ambient temprature		°C	-30 ÷ +70	
Withstand to constant humid according to IEC 60068			sec. IEC 60068-2-78	
Withstand to cyclic humid according to IEC 60068			sec. IEC 60068-2-30	
Auxiliary contacts			XC012AB XC012CB	
Rated insulation voltage	Ui	V	690	
Rated thermal current for open switch	Ith	A	40	
AC-21A Switching resistive loads, including moderate overloads	690V	A	6	
AC-15 Control of a.c electromagnetic loads	230V	A	40	

\*Power dissipated from each fuse