

Cod. M314NONC

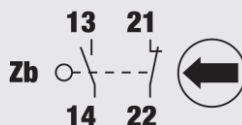
Standard and Approvals

- Switch according to IEC/EN 60947-3
- Certified UL60947-4-1A and CAN/CSA C22.2 No. 60947-4-1-07
- Suitable as Manual Motor Controller

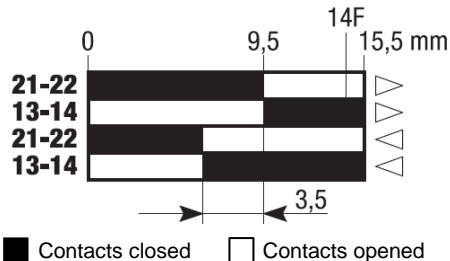


Contact block

1NO+1NC snap action



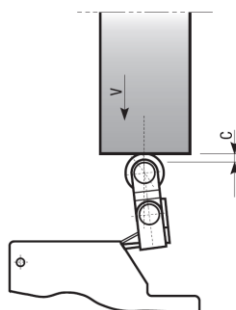
Contact travel



Characteristics

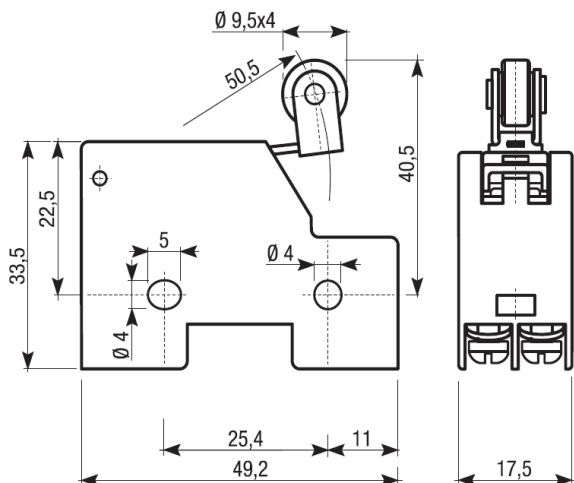
- Thermoplastic body
- Roller lever length 50,5mm
- 1NO+1NC snap action contact block
- Contact block with positive opening
- Cable screw terminals

Drive cam operating parameters



Min. force (cNm)	
for tripping	1,3
for positive opening	11

Dimension



Cable Input



Cable entry with screw

Actuator



14

Thermoplastic roller lever, length 50,5

Cod. M314NONC

Technical information

		TIPO	M3		
Maximum operating frequency		operat./hour ¹	1800		
Insulation resistance	500 V DC	MΩ	100		
Dielectric strenght	50/60 Hz per 1'	V AC	2500 ²		
Rated insulation voltage	Ui IEC947-5-1	V AC	250		
Rated thermal current	Ithe IEC947-5-1	A	10		
Rated operating current	Category AC15 A300	Ie IEC947-5-1/EN60947-5-1			
		24V	A	5	
		125V	A	3	
		230 V	A	1,5	
Contact resistance	IEC255-7 cat.3	initial value	mΩ	25 max	
Short circuit protective devices	IEC269 (IEC947-5-1) fuse type gL or gG		A	3	
Pollution degree	IEC947-5-1		A	3	
Protection degree	EN 60529			IP40	
Vibration resistance	IEC68-2-6	mm		0,35 ± 15% (10 ÷ 55 Hz ± 1 Hz)	
Shock resistance	IEC68-2-27	11ms	g	30	
Mechanical life			cycles	15,000,000	
Electric life	at 250V AC 6A with resistance load cosφ=1		cycles	500.000	
	at 250V AC 6A with inductive load cosφ=0,4		cycles	500.000	
Terminals	Type			Screw with combined notch and retractable plate (notch Ph. Size 1)	
	Screw			M3,5	
	Protection degree			IP00 (IP40 with terminals cover)	
	Material			Steel class 8,8 / Galvanized	
	Max. screw tightening torque			120 (12,24)	
	Max connecting capacity	rigid cable	mm ²		2x1,5
		flexible cable	mm ²		2x1,5
	with prod terminal			1x1,5	
Terminal numbering				In accordance with EN50013	
Air ambient temperature	operational	°C		-25 ÷ +85 (without formation of ice)	
Relative umidity	operational			95% max	

¹ One operation cycle means two movements, one to close and one to open as required by EN 60947-5

² Between terminals with different polarity; between live mechanical parts and ground; between live mechanical parts and non-current-carrying metal parts