

Cod. M308NONC

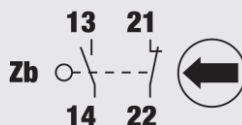
Standard and Approvals

- Switch according to IEC/EN 60947-3
- Certified UL60947-4-1A and CAN/CSA C22.2 No. 60947-4-1-07
- Suitable as Manual Motor Controller

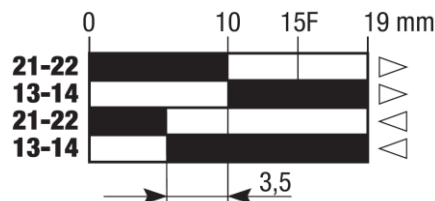


Contact block

1NO+1NC snap action



Contact travel

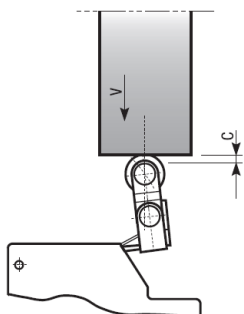


■ Contacts closed □ Contacts opened

Characteristics

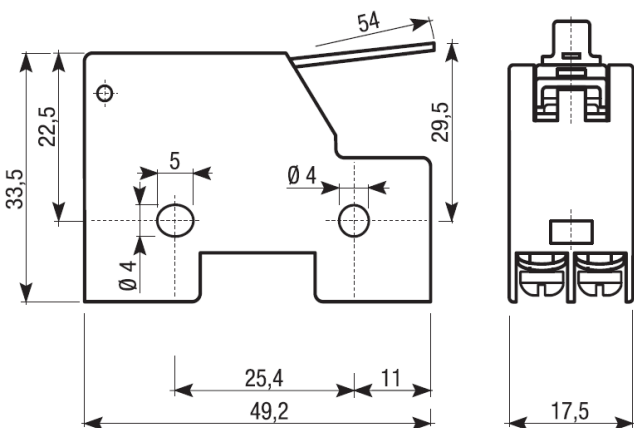
- Thermoplastic body
- Lever length 54mm
- 1NO+1NC snap action contact block
- Contact block with positive opening
- Cable screw terminals

Drive cam operating parameters



Min. force (cNm)	
for tripping	1,6
for positive opening	12

Dimension



Cable Input



Cable entry with screw

Actuator



08

Lever,
length 54 mm

Cod. M308NONC

Technical information

			TIPO	M3		
Maximum operating frequency			operat./hour ¹	1800		
Insulation resistance		500 V DC	MΩ	100		
Dielectric strenght		50/60 Hz per 1'	V AC	2500 ²		
Rated insulation voltage	Ui	IEC947-5-1	V AC	250		
Rated thermal current	Ithe	IEC947-5-1	A	10		
Rated operating current	Category AC15 A300	Ie IEC947-5-1/EN60947-5-1	24V	A	5	
			125V	A	3	
			230 V	A	1,5	
Contact resistance		IEC255-7 cat.3	initial value	mΩ	25 max	
Short circuit protective devices		IEC269 (IEC947-5-1)				
		fuse type gL or gG	A		3	
Pollution degree		IEC947-5-1	A		3	
Protection degree		EN 60529			IP40	
Vibration resistance		IEC68-2-6	mm		0,35 ± 15% (10 ÷ 55 Hz ± 1 Hz)	
Shock resistance		IEC68-2-27	11ms	g	30	
Mechanical life				cycles	15,000,000	
Electric life		at 250V AC 6A with resistance load cosφ=1		cycles	500.000	
			at 250V AC 6A with inductive load cosφ=0,4		cycles	500.000
					cycles	500.000
Terminals	Type				Screw with combined notch and retractable plate (notch Ph. Size 1)	
	Screw				M3,5	
	Protection degree				IP00 (IP40 with terminals cover)	
	Material				Steel class 8,8 / Galvanized	
	Max. screw tightening torque				120 (12,24)	
	Max connecting capacity	rigid cable		mm ²		2x1,5
		flexible cable		mm ²		2x1,5
with prod terminal					1x1,5	
Terminal numbering					In accordance with EN50013	
Air ambient temperature		operational	°C		-25 ÷ +85 (without formation of ice)	
Relative umidity		operational			95% max	

¹ One operation cycle means two movements, one to close and one to open as required by EN 60947-5

² Between terminals with different polarity; between live mechanical parts and ground; between live mechanical parts and non-current-carrying metal parts