

Cod. FMV1R100

Standard and Approvals

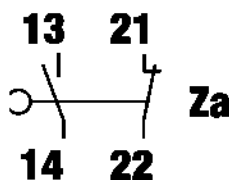
- Switch according to IEC/EN 60947-3
- Certified UL60947-4-1A and CAN/CSA C22.2 No. 60947-4-1-07
- Suitable as Manual Motor Controller



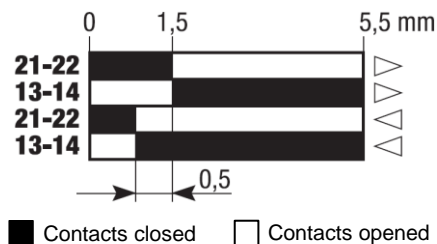
Characteristics

- Metal body and metal head
- IP64 protection degree
- Steel roller plunger actuator
- 1NO+1NC snap action contact block
- Contact block with positive opening
- 2 cable entries
- Cable entry with Pg thread

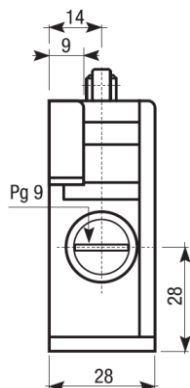
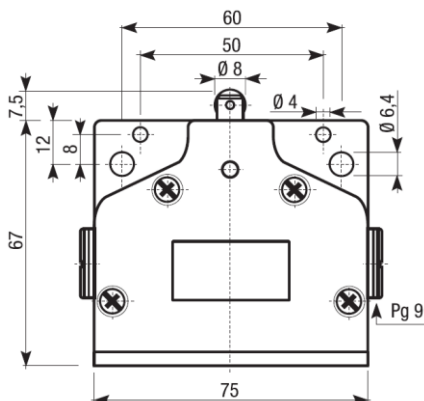
Contact block



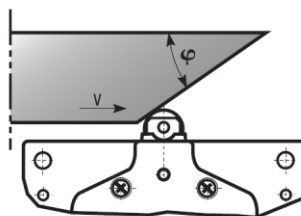
Contact travel



Dimension



Drive cam operating parameters



Drive cam operating parameters

φ	V max (m/s)
30°	1
20°	1,5

Drive forces

Minimum command force	10 N
Minimum force on lateral travel	18 N

Cod. FMV1R100

Technical data

			TYPE	FMV		
Maximum operating frequency			operat./hour ¹	1800		
Insulation resistance		500 V DC	MΩ	100		
Dielectric strenght		50/60 Hz for 1'	V AC	2000 ²		
Rated insulation voltage	Ui	IEC947-5-1	V AC	500		
Rated thermal current	Ithe	IEC947-5-1	A	10		
Rated operating current	Category AC15 A300	Ie IEC947-5-1/EN60947-5-1	24V	A	10	
			125V	A	10	
			230 V	A	6	
			400 V	A	4	
Contact resistance		IEC255-7 cat.3	initial value	mΩ	25	
Short circuit protective devices		IEC269 (IEC947-5-1)	fuse type gL or gG	A	10	
Pollution degree		IEC947-5-1	A	A	3	
Protection degree		EN 60529			IP64	
Protection against electric shock			metal class		I	
Vibration resistance		IEC68-2-6	mm		0,35 ± 15% (10 ÷ 55 Hz ± 1 Hz)	
Shock resistance		IEC68-2-27	11ms	g	30	
Mechanical life				cycles	30,000,000	
Electric life		at 250V AC 6A with resistance				
		load cosφ=1		cycles	500,000	
		at 250V AC 6A with inductive				
		load cosφ=0,4		cycles	500,000	
Terminals	Type				Screw with combined notch and retractable plate (notch Ph, Size 1)	
	Screw				M3,5	
	Material				Steel class 8,8 / Galvanized	
	Max. screw tightening torque		Ncm (Kg cm)		120 (12,24)	
	Max connecting capacity	rigid cable		mm ²		2x1,5
		flexible cable		mm ²		2x1,5
	with prod terminal				1x1,5	
Terminal numbering					In accordance with EN50013	
Air ambient temperature			operational	°C	-10 ÷ +70 (without formation of ice)	
Relative umidity			operational		95% max	

¹ One operation cycle means two movements, one to close and one to open as required by EN 60947-5

² Between terminals with different polarity; between live mechanical parts and ground; between live mechanical parts and non-current-carrying metal parts