

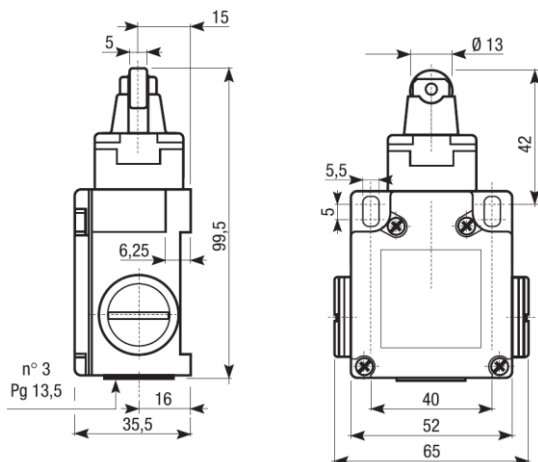
Cod. E3000BM



Characteristics

- Metal body and head
- IP66 protection degree
- 1NO+1NC snap action contact block
- Contact block with positive opening
- 3 cable entry
- Pg 13,5 thread

Dimension



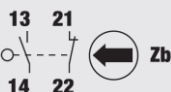
Standard and Approvals

- Switch according to IEC/EN 60947-3
- Certified UL60947-4-1A and CAN/CSA C22.2 No. 60947-4-1-07
- Suitable as Manual Motor Controller

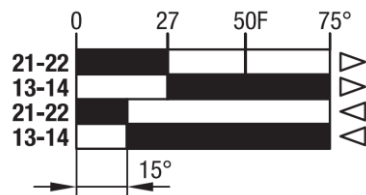


Contact block

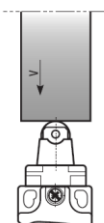
1NO+1NC snap action



Contact travel



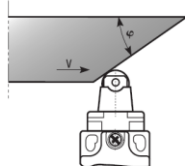
Drive cam operating parameters



V max (m/s) 0,5

Drive forces

Minimum command force 9 N
 Minimum forced opening force 28 N



φ V max (m/s)
 20° 1
 30° 0,5

Drive forces

Minimum command force 9 N
 Minimum forced opening force 28 N

Cable Input/Output

2 on the sides + 1 on the bottom



Actuator



Cod. E3000BM

Technical data

			TYPE	E100 / E200 / E300 / E400		
Maximum operating frequency			operat./hour ¹	3600		
Insulation resistance		500 V DC	MΩ	100		
Dielectric strenght		50/60 Hz for 1'	V AC	2500 ²		
Rated insulation voltage	Ui	IEC947-5-1	V AC	500		
Rated thermal current	Ithe	IEC947-5-1	A	10		
Rated operating current	Category AC15 A300	le	IEC947-5-1/EN60947-5-1	24V	A	10
				125V	A	6
				230 V	A	6
				400 V	A	3
Contact resistance		IEC255-7 cat.3	initial value	mΩ	25	
Short circuit protective devices		IEC269 (IEC947-5-1)				
		fuse type gL or gG	A		10	
Rated conditionals short circuit current		IEC947-5-1	A		1000	
Pollution degree		IEC947-5-1	A		3	
Protection degree		EN 60529			IP66	
Protection against electric shock			plastic	class	II	
			metal	class	I	
Vibration resistance		IEC68-2-6	mm		0,35 ± 15% (10 ÷ 55 Hz ± 1 Hz)	
Shock resistance		IEC68-2-27	11ms	g	30	
Mechanical life				cycles	20.000.000	
Electric life		at 250V AC 6A with resistance				
		load cosφ=1		cycles	500.000	
		at 250V AC 6A with inductive				
	load cosφ=0,4		cycles		500.000	
Distance between contacts		Snap action type		mm	2x1,25	
		Low action type		mm	2x2	
Terminals		Type			Screw with combined notch and retractable plate (notch Ph, Size 1)	
		Screw		M	3,5	
		Protection degree			IP20	
		Material			Steel class 8,8 / Galvanized	
		Max screw tightening torque			120 (12,24)	
		Max connecting capacity	rigid cable	mm ²		2x1,5
		flexible cable	mm ²		2x1,5	
Terminal numbering					In accordance with EN50013	
Air ambient temperature			operational	°C	-35 ÷ +85 (without formation of ice)	
Relative umidity			operational		95% max	

¹ One operation cycle means two movements, one to close and one to open as required by EN 60947-5.

² Between terminals of the same polarity; between terminals with different polarity; between live mechanical parts and ground; between live mechanical parts and non-current-carrying metal parts.