

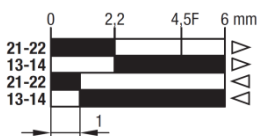
Cod. E20000AI



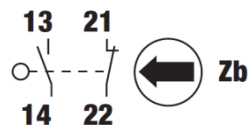
Characteristics

- Thermoplastic body and metal head
- IP66 protection degree
- Steel plunger actuator
- 1NO+1NC snap action contact block
- Contact block with positive opening
- 2 cable entries
- Pg 13,5 thread
- Weight: 0,110 Kg

Contact travel

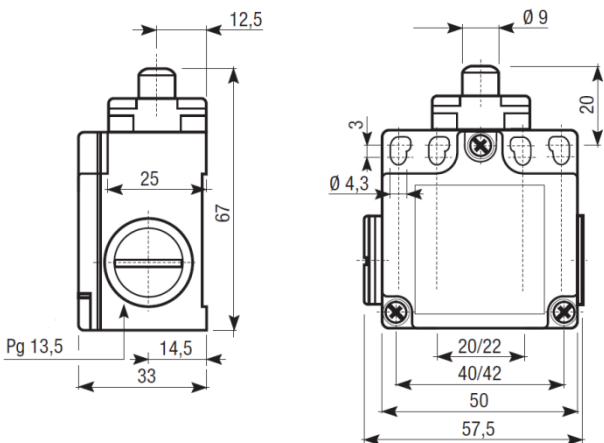


Contact block

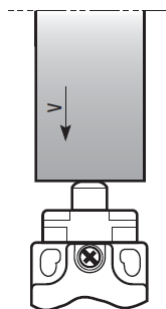


■ Contacts closed □ Contacts opened

Dimensions



Drive cam operating parameters



V max (m/s)	0,5
Min. force (N)	
for tripping	9
for positive opening	28

Cod. E20000AI

Insulation resistance		500VDC	MΩ	100	
Dielectric strength		50/60 Hz for 1' *	VAC	2500	
Rated insulation voltage	Ui	IEC947-5-1	VAC	500	
Rated thermal current	Ithe	IEC947-5-1	A	10	
Rated operating current		IEC/EN 947-5-1			
	Category AC15	le	24V	A	10
	A300		125V	A	6
			230V	A	6
			400V	A	3
Contact resistance		IEC255-7 cat.3	Initial value	MΩ	25
Short circuit protective devices		IEC269 (IEC947-5-1)	gl or gG type fuse	A	10
Rated conditionals short circuit current		IEC947-5-1		A	1000
Pollution degree		IEC947-5-1			3
Protection degree		EN60529			IP66
Protection against electric shock			plastic class		II
			metal class		I
Vibration resistance		IEC68-2-6	mm		0,35±15% 10÷55 Hz ± 1 Hz
Shock resistance		IEC68-2-27	11 ms	g	30
Mechanical life				cycles	15000000
Electrical life		at 250 V AC 6A with resistance load cosφ=1		cycles	500000
		at 250 V AC 6A with inductive load cosφ=0,4		cycles	500000
Distance between contacts		snap action type		mm	2x1,2
		slow action type		mm	2x2
Terminals		type			Screw with combined notch and retravtable plate (notch Ph. size 1)
		screw		M	3,5
		protection degree			IP20
		material			Steel class 8,8/Galvanized
		max. screw tightening torque		cNm (Kg cm)	120 (12,24)
		max. connecting capacity	rigid cable	mm ²	2x1,5
			flexible cable	mm ²	2x1,5
		with prod terminal			in accordance EN50013
Air ambient temperature		operational		°C	-35÷+85 (without formation of ice)
Relative humidity		operational			95% max

* Between terminals of the same polarity; between terminals with different polarity; between live mechanical parts and ground; between live mechanical parts and non-current-carrying metal parts

Standard

IEC/EN60947-5-1; EN60947-1; EN50047; UNI EN 1088; EN ISO 12100-1; EN ISO 12100-2;
 IEC 529; EN 60529; VDE 0660-200; VDE 0113

Approvals

