

Cod. E10001S5I

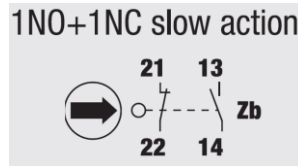


Standard and Approvals

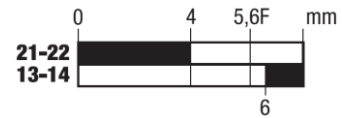
- Switch according to IEC/EN 60947-3
- Certified UL60947-4-1A and CAN/CSA C22.2 No. 60947-4-1-07
- Suitable as Manual Motor Controller



Contact block



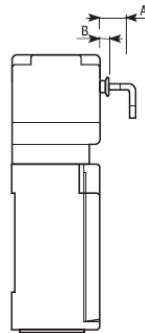
Contact travel



■ Contacts closed □ Contacts opened

Characteristics

- Thermoplastic body and metal head
- IP66 protection degree
- 1NO+1NC slow action contact block
- Contact block with positive opening
- 1 cable entry
- Pg 13,5 thread



Recommended position for correct operation:

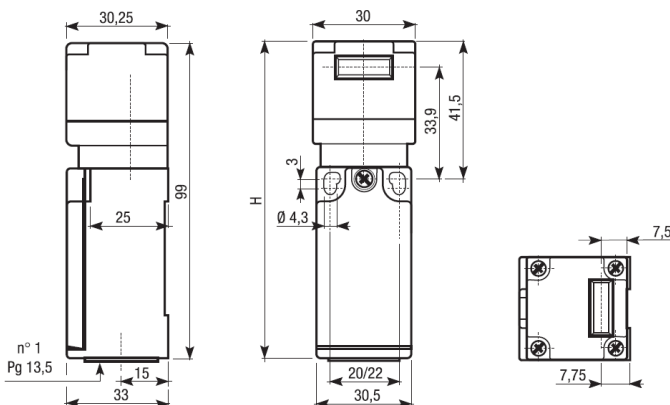
A (contact switching point) = 4 mm

B (actuator limit switch point) = 0 ÷ 1 mm max

The contacts remain closed from point A to point B (4 mm max travel)

Never use the safety switch as a mechanical travel stop

Dimension



Cable Input/Output

1 on the bottom



Actuator



E100 5 way key

Cod. E10001S5I

Technical data

		TYPE	E100 / E200 / E300 / E400
Maximum operating frequency		operat./hour ¹	3600
Insulation resistance		500 V DC MΩ	100
Dielectric strenght		50/60 Hz for 1'	2500 ²
Rated insulation voltage	Ui	IEC947-5-1 V AC	500
Rated thermal current	Ithe	IEC947-5-1 A	10
Rated operating current	Category AC15 A300	le IEC947-5-1/EN60947-5-1 24V	10
		125V	6
		230 V	6
		400 V	3
Contact resistance		IEC255-7 cat.3 initial value mΩ	25
Short circuit protective devices		IEC269 (IEC947-5-1) fuse type gL or gG	10
		IEC947-5-1 A	1000
Rated conditionals short circuit current		IEC947-5-1 A	1000
Pollution degree		IEC947-5-1 A	3
Protection degree		EN 60529	IP66
Protection against electric shock		plastic class	II
		metal class	I
Vibration resistance		IEC68-2-6 mm	0,35 ± 15% (10 ÷ 55 Hz ± 1 Hz)
Shock resistance		IEC68-2-27 11ms g	30
Mechanical life			cycles 20.000.000
Electric life		at 250V AC 6A with resistance load cosφ=1	cycles 500.000
		at 250V AC 6A with inductive load cosφ=0,4	cycles 500.000
Distance between contacts		Snap action type	mm 2x1,25
		Low action type	mm 2x2
Terminals		Type	Screw with combined notch and retractable plate (notch Ph, Size 1)
		Screw	M 3,5
		Protection degree	IP20
		Material	Steel class 8,8 / Galvanized
		Max screw tightening torque	120 (12,24)
		Max connecting capacity	rigid cable mm ² 2x1,5 flexible cable mm ² 2x1,5
Terminal numbering			In accordance with EN50013
Air ambient temperature		operational °C	-35 ÷ +85 (without formation of ice)
Relative umidity		operational	95% max

¹ One operation cycle means two movements, one to close and one to open as required by EN 60947-5.

² Between terminals of the same polarity; between terminals with different polarity; between live mechanical parts and ground; between live mechanical parts and non-current-carrying metal parts.