

Cod. DS0403RRL6

Standard and Approvals

- Switch according to IEC/EN 60947-3
- Certified UL60947-4-1A and CAN/CSA C22.2 No. 60947-4-1-07
- Suitable as Manual Motor Controller



Technical characteristics: Body

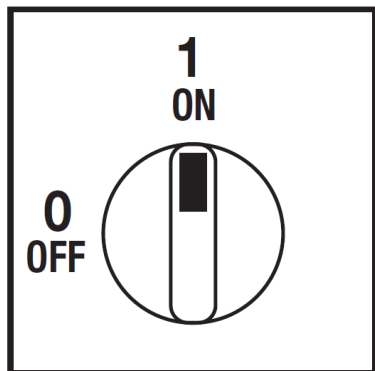
- Disconnect switch 3P
- IP20 protection degree
- Rating operational current Ie: 40A (AC-21A)
- Rating thermal current Ith: 40A
- Rating insulation voltage: 690V
- Base Mounting
- Fixing with 2 screw at 28mm (1,10")
- Switching angle: 90°
- Positive opening double break contacts, silver alloy made.
- Self-extinguishing class V2



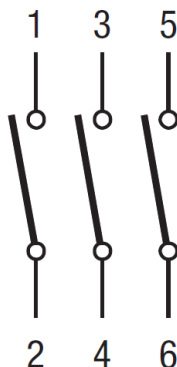
Technical characteristics: Plate and knob

- Yellow plate 67x67mm and red padlockable knob (max. 3 padlocks)
- Protection degree IP66
- Fixing with 2 screw at 28mm (1,10")

Plate and position



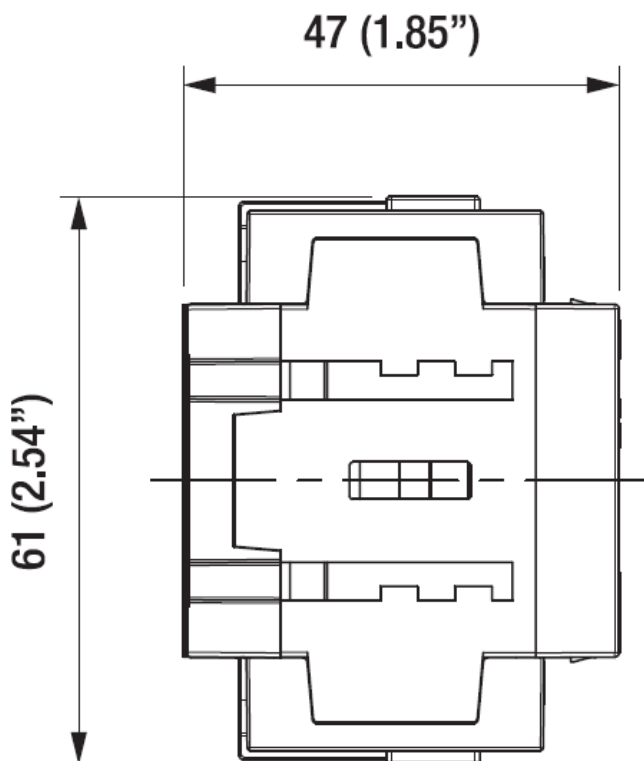
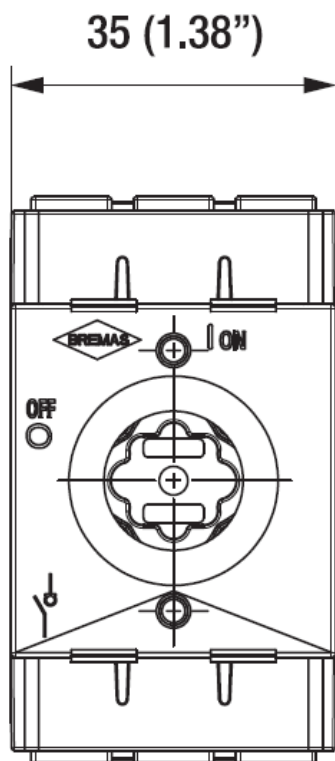
Electrical scheme



Cod. DS0403RRL6

measures in mm (in)

Dimensions



Drilling templates

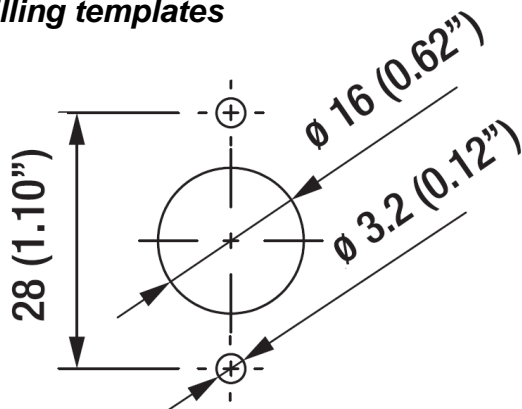
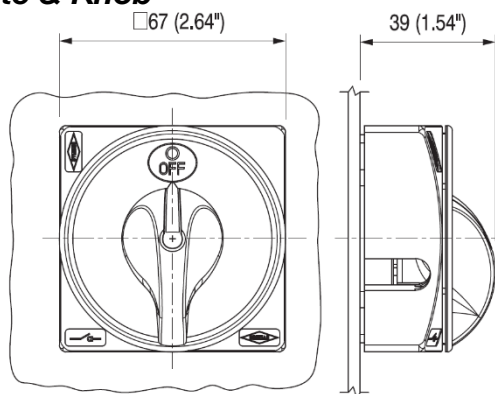


Plate & Knob



Cod. DS0403RRL6

Technical data IEC 947-3 EN 60947-3				
Rated insulation voltage	Ui	V	800	
Rated operating voltage	Ue	V	800	
Rated impulse withstand voltage	Uimp	kV	8	
Rated thermal current for open switch	Ith	A	40	
Rated thermal current for enclosed switch	Ithe	A	40	
Rated operation frequency		Hz	50/60	
Power dissipation for each pole		W	2,5	
Rated operating current Ie				
AC-21A Switching resistive loads, including moderate overloads	690V	Ie	A	40
AC-22A Switching of mixed resistive and inductive loads, including moderate overloads	690V	Ie	A	40
Rated operating power				
AC-23A Switching of motor loads or other highly inductive loads	400V	Kw (A)	15 (28)	
	690V	Kw (A)	15 (18)	
AC-3 Squirrel cage motors: starting, switching off motors during running	400V	Kw (A)	11 (21)	
	690V	Kw (A)	11 (12)	
Rated breaking capability in category AC-23A (cos φ=0,45)	400V	A	228	
	690V	A	144	
Short circuit protection				
Rated short time withstand current (1s)	Icw	A	500	
Rated short-circuit make capacity	Icm	A	750	
Rated conditional short-circuit current		kA	10	
With fuses class gG	500V	A	40	
Technical data UL/CSA (sec. UL508)				
General use voltage	Ue	V	600	
General use current	600Vac	Ie	A	40
Rated operating power				
1 phase - 2 pole	120V	Hp/FLA	- / -	
	240V	Hp/FLA	- / -	
3 phase - 3 pole	200V	Hp/FLA	- / -	
	240V	Hp/FLA	- / -	
	480V	Hp/FLA	- / -	
	600V	Hp/FLA	10 / 11	
Line protection fuses (DS size 1: Class RK5, 600Vac, 200kA A.I.C.), (DS size 2: Class J, 600Vac)		A	40	
Short Circuit Rating@600Vac		kA	10	
Mechanical characteristics				
Mechanical life (120 cycles/hour)	Operations x10 ⁶		0,03	
Connecting capability with flexible wires	Min-Max	mm2	1,5 - 10	
Connecting capability with solid wires	Min-Max	mm2	1,5 - 16	
Connecting capability with flexible wires	Min-Max	AWG	16/08	
Connecting capability with solid wires	Min-Max	AWG	16/06	
Terminal screw			M4	
Screw tightening torque	Nm		1,7	
	lbf-in		12	
Protection degree IEC 529 EN 60529				
Terminals			IP20	
Handles			IP66	
Ambient conditions				
Operational ambient temperature	°C		-25 ÷ +55	
Storage ambient temperature	°C		-25 ÷ +55	
Withstand to constant humid according to IEC 60068			sec. IEC 60068-2-78	
Withstand to cycling humid according to IEC 60069			sec. IEC 60068-2-30	