

Cod. DS0403BAL6



Standard and Approvals

- Switch according to IEC/EN 60947-3
- Certified UL60947-4-1A and CAN/CSA C22.2 No. 60947-4-1-07
- Suitable as Manual Motor Controller



Technical characteristics: Body

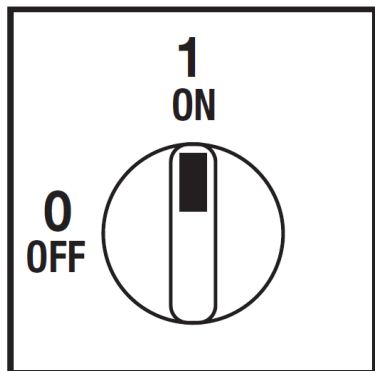
- Disconnect switch 3P
- IP20 protection degree
- Rating operational current Ie: 40A (AC-21A)
- Rating thermal current Ith: 40A
- Rating insulation voltage: 690V
- Base Mounting
- Fixing:
 - with screws
 - Din rail
- Switching angle: 90°
- Positive opening double break contacts, silver alloy made.
- Self-extinguishing class V2



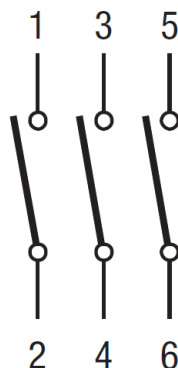
Technical characteristics: Plate and knob

- Yellow plate 67x67mm and red padlockable knob (max. 3 padlocks)
- Protection degree IP66
- Fixing with 2 screw at 28mm (1,10") horizontal or 2 screw at 32mm (1,26") vertical

Plate and position



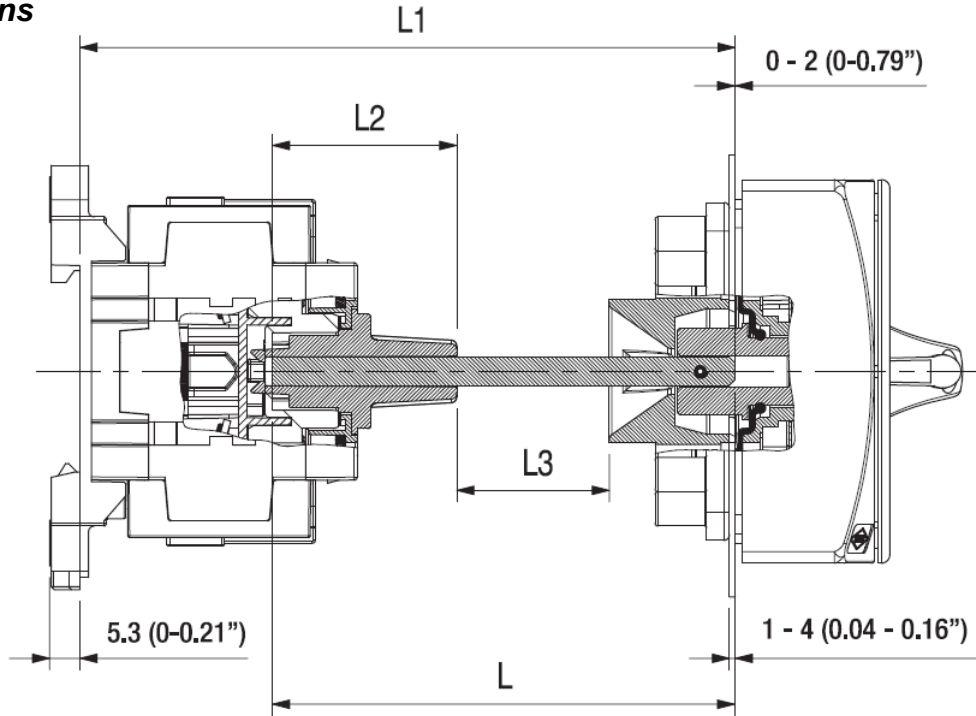
Electrical scheme



Cod. DS0403BAL6

measures in mm (in)

Dimensions



Cutting length of the extension shaft

The base mounting execution is provided with integrated control knob and includes the housing for the shaft and the fixing screw. The depth of insertion of the shaft in the housing has a tolerance of about 20mm, this allows to reduce the need and the precision of the cutting to size (dimension L) of the shaft.

To determine the cut length L of the shaft, consider the following guidelines:

$L3 \geq 1\text{mm}$
 $12\text{mm} \leq L2 \leq 32\text{mm}$

In practice: $L1 - 53\text{mm} \leq L \leq L1 - 33\text{mm}$

Drilling templates

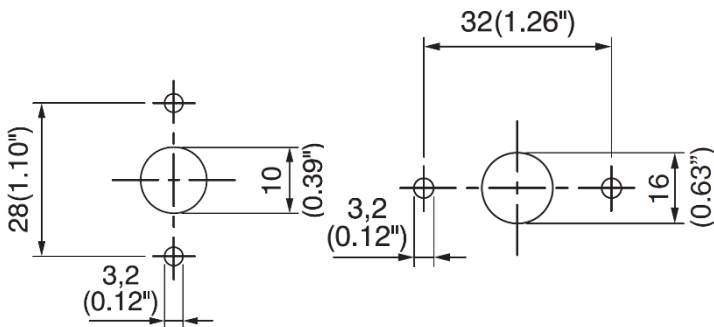
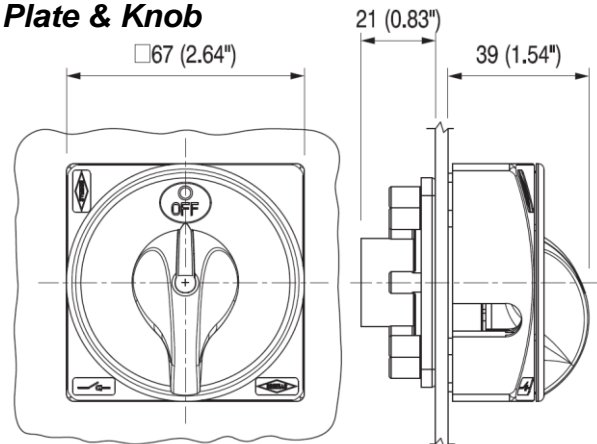


Plate & Knob



Cod. DS0403BAL6

Technical data IEC 947-3 EN 60947-3			
Rated insulation voltage	Ui	V	800
Rated operating voltage	Ue	V	800
Rated impulse withstand voltage	Uimp	kV	8
Rated thermal current for open switch	Ith	A	40
Rated thermal current for enclosed switch	Ithe	A	40
Rated operation frequency		Hz	50/60
Power dissipation for each pole		W	2,5
Rated operating current Ie			
AC-21A Switching resistive loads, including moderate overloads	690V	Ie	A 40
AC-22A Switching of mixed resistive and inductive loads, including moderate overloads	690V	Ie	A 40
Rated operating power			
AC-23A Switching of motor loads or other highly inductive loads	400V	Kw (A)	15 (28)
	690V	Kw (A)	15 (18)
AC-3 Squirrel cage motors: starting, switching off motors during running	400V	Kw (A)	11 (21)
	690V	Kw (A)	11 (12)
Rated breaking capability in category AC-23A (cos φ=0,45)	400V	A	228
	690V	A	144
Short circuit protection			
Rated short time withstand current (1s)	Icw	A	500
Rated short-circuit make capacity	Icm	A	750
Rated conditional short-circuit current		kA	10
With fuses class gG	500V	A	40
Technical data UL/CSA (sec. UL508)			
General use voltage	Ue	V	600
General use current	600Vac	Ie	A 40
Rated operating power			
1 phase - 2 pole	120V	Hp/FLA	- / -
	240V	Hp/FLA	- / -
3 phase - 3 pole	200V	Hp/FLA	- / -
	240V	Hp/FLA	- / -
	480V	Hp/FLA	- / -
	600V	Hp/FLA	10 / 11
Line protection fuses (DS size 1: Class RK5, 600Vac, 200kA A.I.C.), (DS size 2: Class J, 600Vac)			
Short Circuit Rating@600Vac		A	40
		kA	10
Mechanical characteristics			
Mechanical life (120 cycles/hour)	Operations x10 ⁶		0,03
Connecting capability with flexible wires	Min-Max	mm ²	1,5 - 10
Connecting capability with solid wires	Min-Max	mm ²	1,5 - 16
Connecting capability with flexible wires	Min-Max	AWG	16/08
Connecting capability with solid wires	Min-Max	AWG	16/06
Terminal screw			M4
Screw tightening torque			Nm 1,7
			lbf-in 12
Protection degree IEC 529 EN 60529			
Terminals			IP20
Handles			IP66
Ambient conditions			
Operational ambient temperature			°C -25 ÷ +55
Storage ambient temperature			°C -25 ÷ +55
Withstand to constant humid according to IEC 60068			sec. IEC 60068-2-78
Withstand to cycling humid according to IEC 60069			sec. IEC 60068-2-30