

Cod. DS0403BAK6



Standard and Approvals

- Switch according to IEC/EN 60947-3
- Certified UL60947-4-1A and CAN/CSA C22.2 No. 60947-4-1-07
- Suitable as Manual Motor Controller



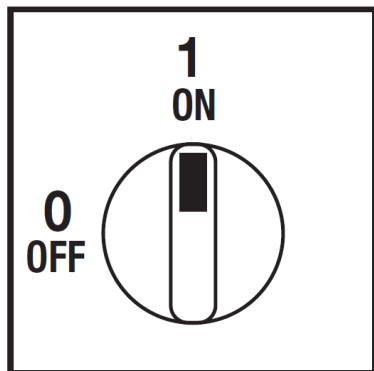
Technical characteristics: Body

- Disconnect switch 3P
- IP20 protection degree
- Rating operational current Ie: 40A (AC-21A)
- Rating thermal current Ith: 40A
- Rating insulation voltage: 690V
- Base Mounting
- Fixing:
 - with screws
 - Din rail
- Switching angle: 90°
- Positive opening double break contacts, silver alloy made.
- Self-extinguishing class V2

Technical characteristics: Plate and knob

- Grey plate 67x67mm and black padlockable knob (max. 3 padlocks)
- Protection degree IP66
- Fixing with 2 screw 28mm (1,10") vertical or 32mm (1,26") horizontal

Plate and position



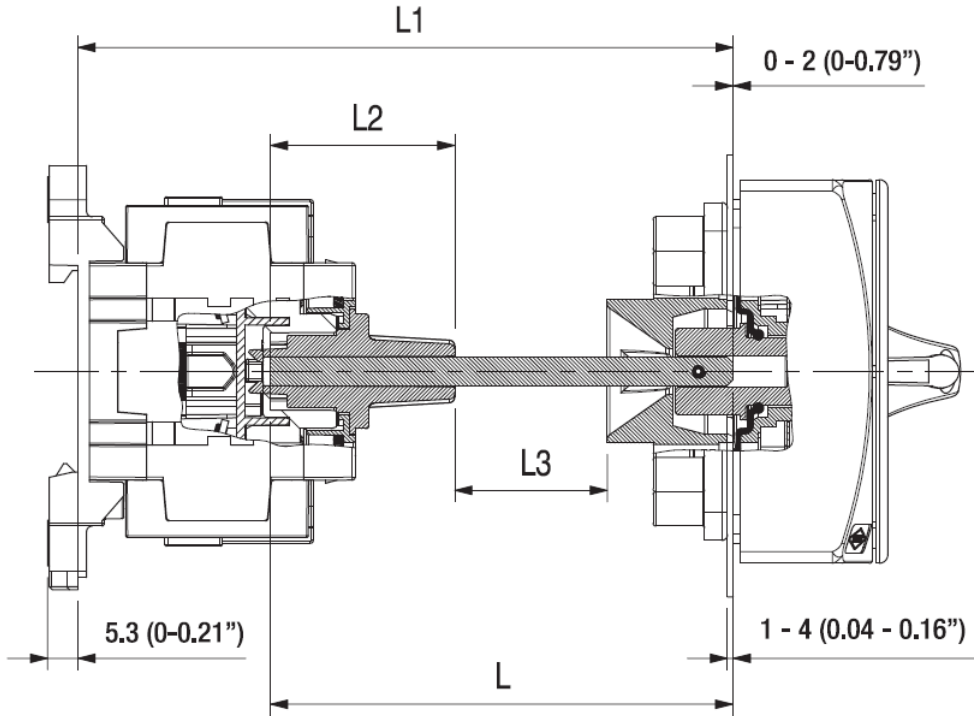
Electrical scheme



Cod. DS0403BAK6

measures in mm (in)

Dimensio



Cutting length of the extension shaft

The base mounting execution is provided with integrated control knob and includes the housing for the shaft and the fixing screw. The depth of insertion of the shaft in the housing has a tolerance of about 20mm, this allows to reduce the need and the precision of the cutting to size (dimension L) of the shaft.

To determine the cut length L of the shaft, consider the following guidelines:

$L3 \geq 1\text{mm}$
 $12\text{mm} \leq L2 \leq 32\text{mm}$

In practice: $L1 - 53\text{mm} \leq L \leq L1 - 33\text{mm}$

Drilling templates

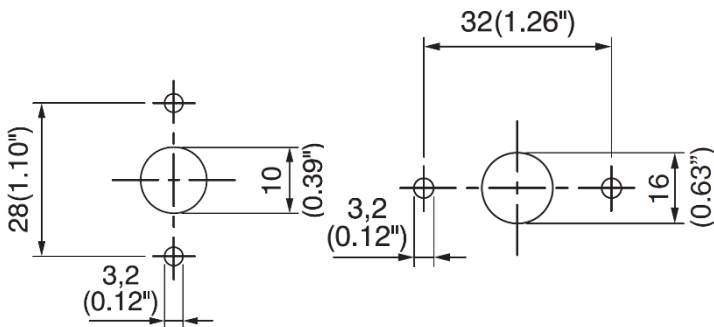
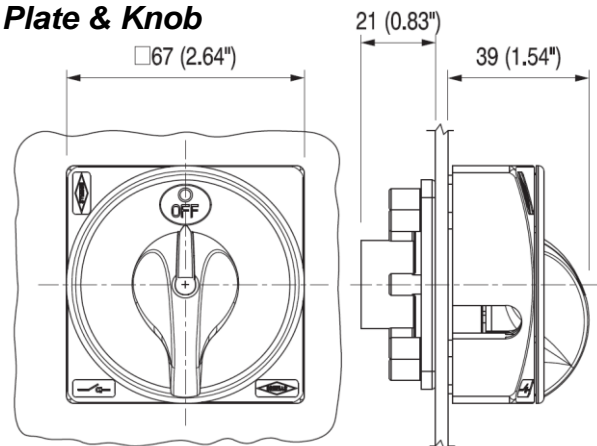


Plate & Knob



Cod. DS0403BAK6

| Technical data IEC 947-3 EN 60947-3 | | | |
|--|-----------------------------|-----------------|---------------------|
| Rated insulation voltage | Ui | V | 800 |
| Rated operating voltage | Ue | V | 800 |
| Rated impulse withstand voltage | Uimp | kV | 8 |
| Rated thermal current for open switch | Ith | A | 40 |
| Rated thermal current for enclosed switch | Ithe | A | 40 |
| Rated operation frequency | | Hz | 50/60 |
| Power dissipation for each pole | | W | 2,5 |
| Rated operating current Ie | | | |
| AC-21A Switching resistive loads, including moderate overloads | 690V | Ie | A 40 |
| AC-22A Switching of mixed resistive and inductive loads, including moderate overloads | 690V | Ie | A 40 |
| Rated operating power | | | |
| AC-23A Switching of motor loads or other highly inductive loads | 400V | Kw (A) | 15 (28) |
| | 690V | Kw (A) | 15 (18) |
| AC-3 Squirrel cage motors: starting, switching off motors during running | 400V | Kw (A) | 11 (21) |
| | 690V | Kw (A) | 11 (12) |
| Rated breaking capability in category AC-23A (cos φ=0,45) | 400V | A | 228 |
| | 690V | A | 144 |
| Short circuit protection | | | |
| Rated short time withstand current (1s) | Icw | A | 500 |
| Rated short-circuit make capacity | Icm | A | 750 |
| Rated conditional short-circuit current | | kA | 10 |
| With fuses class gG | 500V | A | 40 |
| Technical data UL/CSA (sec. UL508) | | | |
| General use voltage | Ue | V | 600 |
| General use current | 600Vac | Ie | A 40 |
| Rated operating power | | | |
| 1 phase - 2 pole | 120V | Hp/FLA | - / - |
| | 240V | Hp/FLA | - / - |
| 3 phase - 3 pole | 200V | Hp/FLA | - / - |
| | 240V | Hp/FLA | - / - |
| | 480V | Hp/FLA | - / - |
| | 600V | Hp/FLA | 10 / 11 |
| Line protection fuses (DS size 1: Class RK5, 600Vac, 200kA A.I.C.), (DS size 2: Class J, 600Vac) | | | |
| Short Circuit Rating@600Vac | | A | 40 |
| | | kA | 10 |
| Mechanical characteristics | | | |
| Mechanical life (120 cycles/hour) | Operations x10 ⁶ | | 0,03 |
| Connecting capability with flexible wires | Min-Max | mm ² | 1,5 - 10 |
| Connecting capability with solid wires | Min-Max | mm ² | 1,5 - 16 |
| Connecting capability with flexible wires | Min-Max | AWG | 16/08 |
| Connecting capability with solid wires | Min-Max | AWG | 16/06 |
| Terminal screw | | | M4 |
| Screw tightening torque | | | Nm 1,7 |
| | | | lbf-in 12 |
| Protection degree IEC 529 EN 60529 | | | |
| Terminals | | | IP20 |
| Handles | | | IP66 |
| Ambient conditions | | | |
| Operational ambient temperature | | | °C -25 ÷ +55 |
| Storage ambient temperature | | | °C -25 ÷ +55 |
| Withstand to constant humid according to IEC 60068 | | | sec. IEC 60068-2-78 |
| Withstand to cycling humid according to IEC 60069 | | | sec. IEC 60068-2-30 |