

Cod. DS0323RQY4L

Standard and Approvals

- Switch according to IEC/EN 60947-3
- Certified UL60947-4-1A and CAN/CSA C22.2 No. 60947-4-1-07
- Suitable as Manual Motor Controller



Technical characteristics: Body

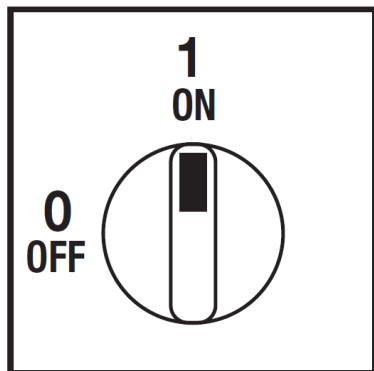
- Disconnect switch 3P
- IP20 protection degree
- Rating operational current Ie: 32A (AC-21A)
- Rating thermal current Ith: 32A
- Rating insulation voltage: 690V
- Base Mounting
- Fixing with 2 screws at 28mm (1,10")
- Switching angle: 90°
- Positive opening double break contacts, silver alloy made.
- Self-extinguishing class V2



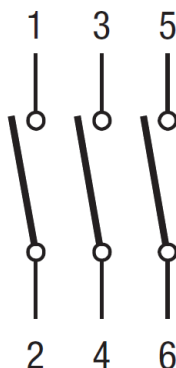
Technical characteristics: Plate and knob

- Yellow plate 48x48mm and Red knob
- Protection degree IP66
- Fixing with 2 screws at 28mm (1,10")

Plate and position



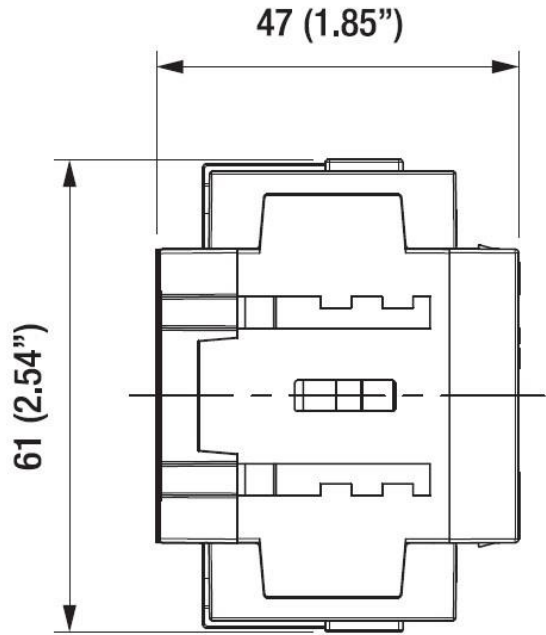
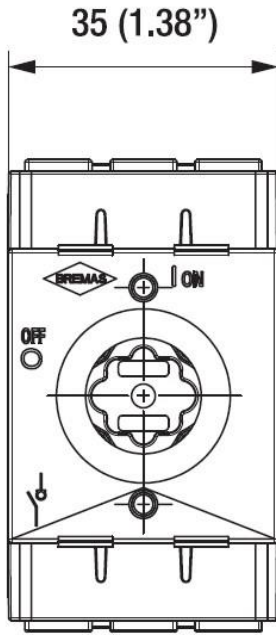
Electrical scheme



Cod. DS0323RQY4L

measures in mm (in)

Dimensions



Drilling templates

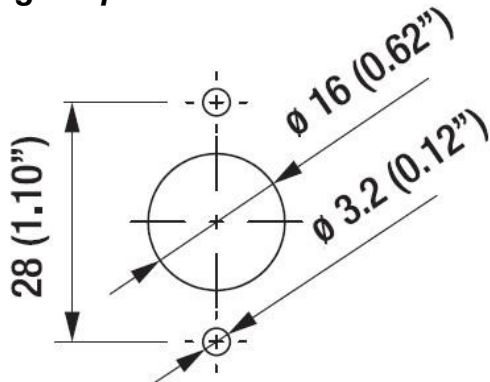
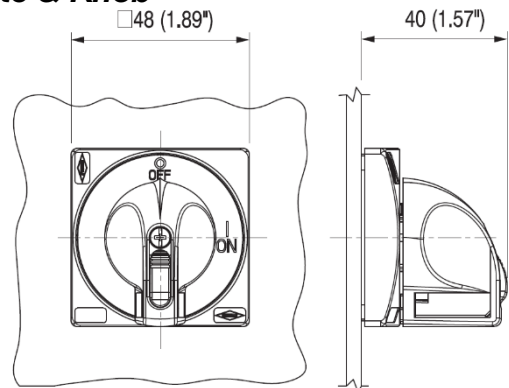


Plate & Knob



Cod. DS0323RQY4L

Technical data IEC 947-3 EN 60947-3				
Rated insulation voltage		Ui	V	800
Rated operating voltage		Ue	V	800
Rated impulse withstand voltage		Uimp	kV	8
Rated thermal current for open switch		Ith	A	32
Rated thermal current for enclosed switch		Ithe	A	32
Rated operation frequency			Hz	50/60
Power dissipation for each pole			W	1,3
Rated operating current Ie				
AC-21A Switching resistive loads, including moderate overloads	690V	Ie	A	32
AC-22A Switching of mixed resistive and inductive loads, including moderate overloads	690V	Ie	A	32
Rated operating power				
AC-23A Switching of motor loads or other highly inductive loads		400V	Kw (A)	11 (22)
		690V	Kw (A)	11 (16)
AC-3 Squirrel cage motors: starting, switching off motors during running		400V	Kw (A)	7,5 (14)
		690V	Kw (A)	7,5 (8)
Rated breaking capability in category AC-23A (cos φ=0,45)		400V	A	176
		690V	A	128
Short circuit protection				
Rated short time withstand current (1s)		Icw	A	400
Rated short-circuit make capacity		Icm	A	750
Rated conditional short-circuit current			kA	10
With fuses class gG		500V	A	32
Technical data UL/CSA (sec. UL508)				
General use voltage		Ue	V	600
General use current	600Vac	Ie	A	30
Rated operating power				
1 phase - 2 pole		120V	Hp/FLA	1,5 / -
		240V	Hp/FLA	3 / -
		200V	Hp/FLA	- / -
3 phase - 3 pole		240V	Hp/FLA	7,5 / 22
		480V	Hp/FLA	15 / 21
		600V	Hp/FLA	20 / 22
Line protection fuses (DS size 1: Class RK5, 600Vac, 200kA A.I.C.), (DS size 2: Class J, 600Vac)			A	30
Short Circuit Rating@600Vac			kA	5
Mechanical characteristics				
Mechanical life (120 cycles/hour)		Operations x10 ⁶		0,03
Connecting capability with flexible wires		Min-Max	mm ²	1,5 - 10
Connecting capability with solid wires		Min-Max	mm ²	1,5 - 16
Connecting capability with flexible wires		Min-Max	AWG	16/08
Connecting capability with solid wires		Min-Max	AWG	16/06
Terminal screw				M4
Screw tightening torque			Nm	1,7
			lbf-in	12
Protection degree IEC 529 EN 60529				
Terminals				IP20
Handles				IP66
Ambient conditions				
Operational ambient temperature			°C	-25 ÷ +55
Storage ambient temperature			°C	-25 ÷ +55
Withstand to constant humid according to IEC 60068				sec. IEC 60068-2-78
Withstand to cycling humid according to IEC 60069				sec. IEC 60068-2-30