

Cod. DS0203BAK6

### Standard and Approvals

- Suitable as Manual Motor Controller
- Certified UL508 and CSA C22.2 No. 14-13
- Disconnect switch according to IEC/EN 60947-3



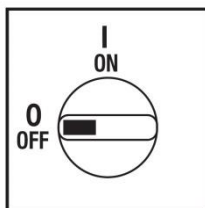
### Technical characteristics: Body

- Disconnect switch 3P
- IP20 protection degree
- Rating operational current Ie: 20A
- Rating thermal current Ith: 25A
- Rating insulation voltage: 690V
- Base Mounting
- Fixing: - with screws  
- Din rail
- Switching angle: 90°
- Positive opening double break contacts, silver alloy made.
- Self-extinguishing class V2

### Technical characteristics: Plate and knob

- Grey plate 67x67mm and black padlockable knob (max. 3 padlocks)
- Protection degree IP66
- Fixing: - 2 screw at 28mm vertical  
- 2 screw at 32mm horizontal

### Plate and position



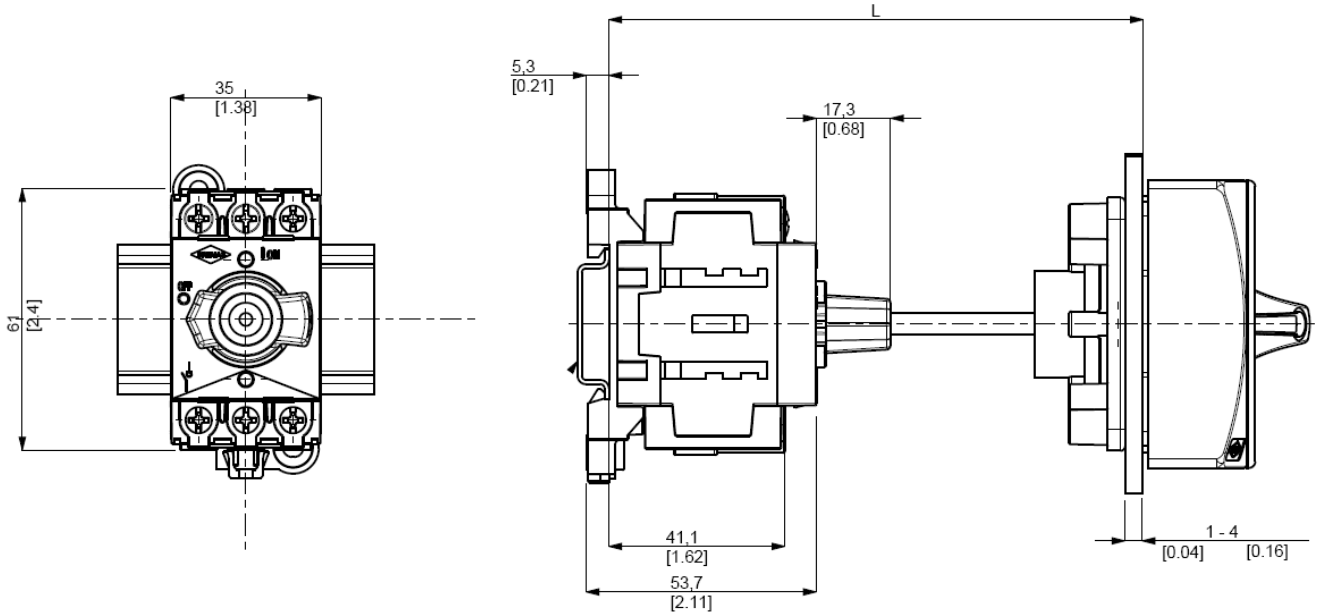
### Electrical scheme



**Cod. DS0203BAK6**

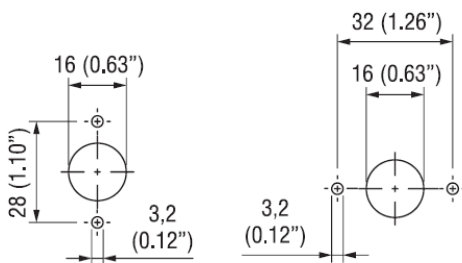
measures in mm (in)

**Dimensions**

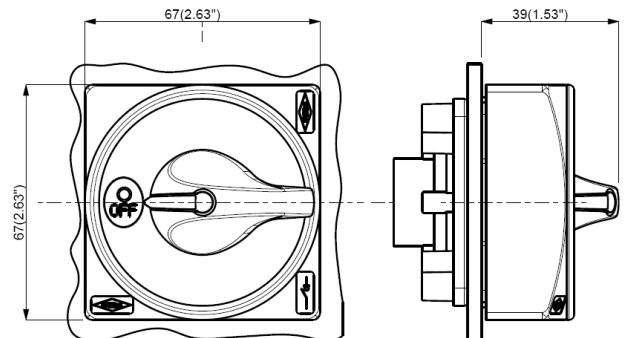


L min.	L max.
92 [3.63]	227 [8.94]

**Drilling templates**



**Plate & Knob**



### Cod. DS0203BAK6

Technical data IEC 947-3 EN 60947-3			
Rated insulation voltage	Ui	V	800
Rated operating voltage	Ue	V	800
Rated impulse withstand voltage	Uimp	kV	8
Rated thermal current for open switch	Ith	A	25
Rated thermal current for enclosed switch	Ithe	A	25
Rated operation frequency		Hz	50/60
Power dissipation for each pole		W	0,6
Rated operating current Ie			
AC-21A Switching resistive loads, including moderate overloads	690V	Ie	A 20
AC-22A Switching of mixed resistive and inductive loads, including moderate overloads	690V	Ie	A 20
Rated operating power			
AC-23A Switching of motor loads or other highly inductive loads	400V	Kw (A)	9 (18)
	690V	Kw (A)	9 (13)
AC-3 Squirrel cage motors: starting, switching off motors during running	400V	Kw (A)	5,5 (10)
	690V	Kw (A)	5,5 (6)
Rated breaking capability in category AC-23A (cos φ=0,45)	400V	A	144
	690V	A	104
Short circuit protection			
Rated short time withstand current (1s)	Icw	A	300
Rated short-circuit make capacity	Icm	A	750
Rated conditional short-circuit current		kA	10
With fuses class gG	500V	A	20
Technical data UL/CSA (sec. UL508)			
General use voltage		Ue	V 600
General use current	600Vac	Ie	A 20
Rated operating power			
1 phase - 2 pole	120V	Hp/FLA	1 / -
	240V	Hp/FLA	2 / -
	200V	Hp/FLA	- / -
3 phase - 3 pole	240V	Hp/FLA	5 / 15,2
	480V	Hp/FLA	10 / 14
	600V	Hp/FLA	15 / 17
Line protection fuses (DS size 1: Class RK5, 600Vac, 200kA A.I.C.), (DS size 2: Class J, 600Vac)		A	20
Short Circuit Rating@600Vac		kA	5
Mechanical characteristics			
Mechanical life (120 cycles/hour)		Operations x10 <sup>6</sup>	0,03
Connecting capability with flexible wires	Min-Max	mm2	1,5 - 10
Connecting capability with solid wires	Min-Max	mm2	1,5 - 16
Connecting capability with flexible wires	Min-Max	AWG	16/08
Connecting capability with solid wires	Min-Max	AWG	16/06
Terminal screw			M4
Screw tightening torque		Nm	1,7
		lbf-in	12
Protection degree IEC 529 EN 60529			
Terminals			IP20
Handles			IP66
Ambient conditions			
Operational ambient temperature		°C	-25 ÷ +55
Storage ambient temperature		°C	-25 ÷ +55
Withstand to constant humid according to IEC 60068			sec. IEC 60068-2-78
Withstand to cycling humid according to IEC 60069			sec. IEC 60068-2-30