

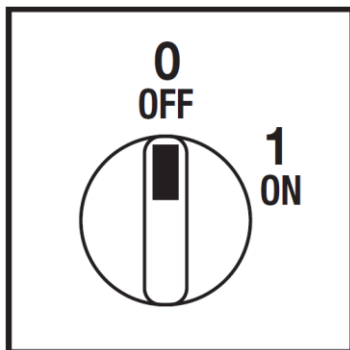
**Cod. CR0320004RT6**



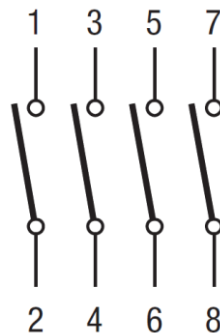
(Image is purely indicative)



**Positions**



**Electrical diagram**



**Electrical function**

	<b>0</b>					CR	60°
	<b>1</b>	X	X	X	X	CA	
Contact		1 2	3 4	5 6	7 8	CQ	
Element		<b>1</b>		<b>2</b>		Angle	

**Standard and Approvals**

- Switch according to IEC/EN 60947-3
- Certified UL60947-4-1A and CAN/CSA C22.2 No. 60947-4-1-07
- Suitable as Manual Motor Controller



**Technical characteristics: Body**

- ON-OFF switch 4 pole
- IP20 Protection degree
- Rated operational current Ie: 32A (AC-21A)
- Rated thermal current Ith: 40A
- Rated insulation voltage Ui: 690V
- Rear mounting
- Fixing with: - 2 screw at 28mm vertical  
- 2 screw at 32mm horizontal
- Switching angle: 60°
- Class V2 self-extinguishing thermoplastic housing
- Assembled with metal shaft and threaded stud bolts to ensure maximum operating reliability
- Positive opening double break contacts, silver alloy made.

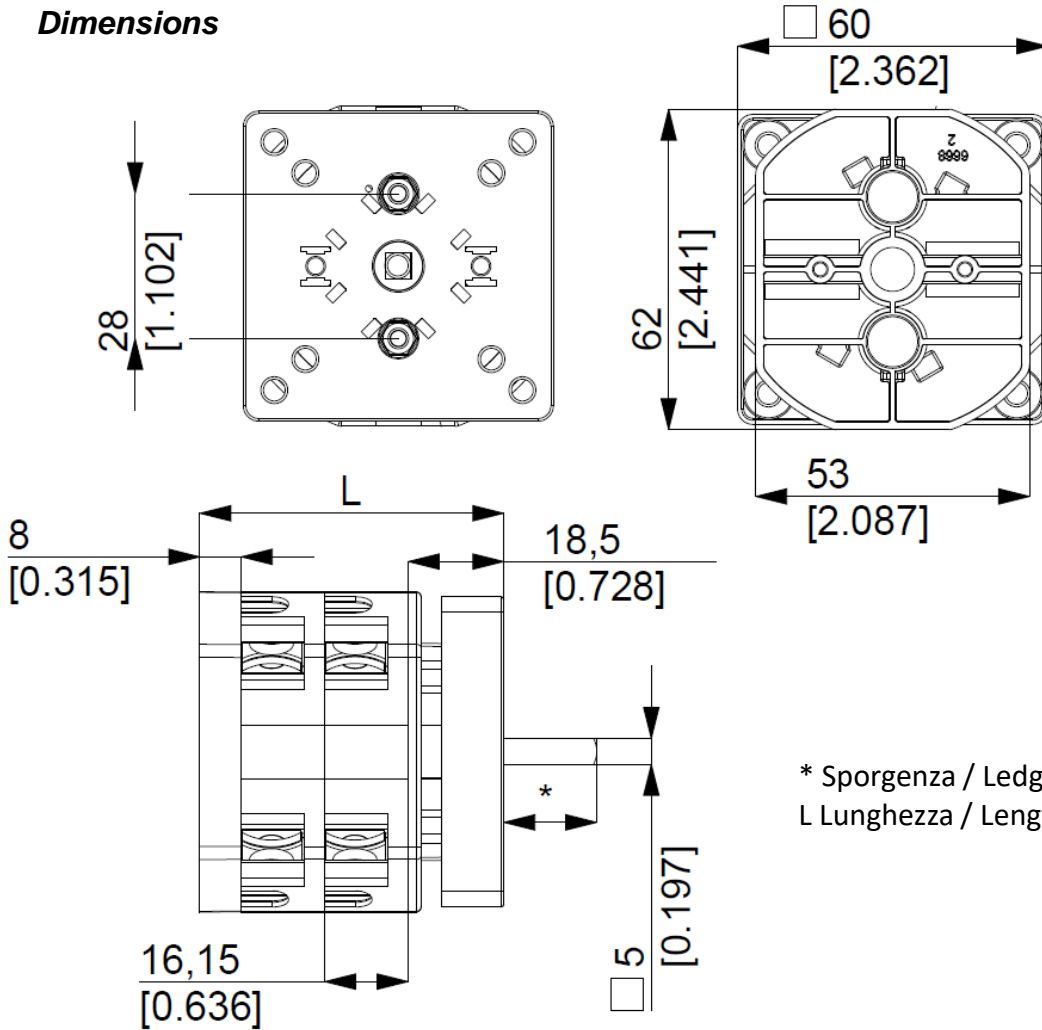
**Technical characteristics: Knob**

- Grey plate 67x67mm and black knob
- IP66 Protection degree
- Fixing:- 2 screw at 28mm vertical  
- 2 screw at 32mm horizontal

**Cod. CR0320004RT6**

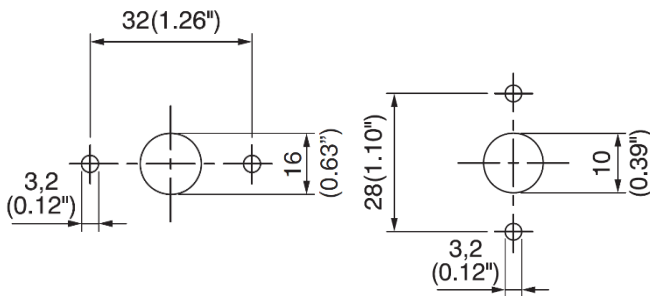
measures in mm (in)

**Dimensions**

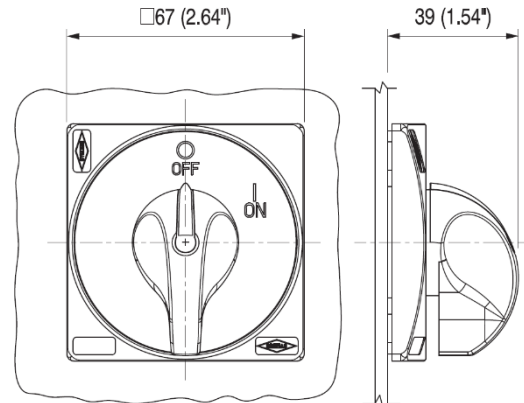


\* Sporgenza / Ledge 18,00mm  
L Lunghezza / Length 58,80mm

**Drilling templates**



**Plate & Knob**



### Cod. CR0320004RT6

<b>Technical data IEC 947-3 EN 60947-3</b>				
Rated insulation voltage	Ui	V	690	
Rated operating voltage	Ue	V	690	
Rated impulse withstand voltage	Uimp	kV	6	
Rated thermal current for open switch	Ith	A	40	
Rated thermal current for enclosed switch	Ithe	A	40	
Rated operation frequency		Hz	50/60	
Power dissipation for each pole		W	1	
<b>Rated operating current</b>				
AC-21A Switching resistive loads, including moderate overloads	Ie	A	32	
AC-22A Switching of mixed resistive and inductive loads, including moderate overloads	Ie	A	25	
AC-20A Connecting and disconnecting under no loads conditions			-	
<b>Rated operating power</b>				
AC-23A Switching of motor loads or other highly inductive loads 3 phase - 3 pole	230V	Kw (A)	8,5 (27)	
	400V	Kw (A)	15 (27)	
	500V	Kw (A)	15 (22)	
	690V	Kw (A)	15 (16)	
AC-23A Switching of motor loads or other highly inductive loads 1 phase - 2 pole	110V	Kw (A)	2,2 (25)	
	230V	Kw (A)	3,7 (20)	
AC-3 Squirrel cage motors: starting, swtiching off motors during running 3 phase - 3 pole	230V	Kw (A)	5,5 (17)	
	400V	Kw (A)	10 (17)	
	500V	Kw (A)	10 (14)	
	690V	Kw (A)	10 (10)	
AC-3 Squirrel cage motors: starting, swtiching off motors during running 1 phase - 2 pole	110V	Kw (A)	1,5 (17)	
	230V	Kw (A)	3 (17)	
	400V	Kw (A)	-	
AC-4 Squirrel cage motors: starting, pluggin, inching	230V	Kw (A)	2,2 (17)	
	400V	Kw (A)	3 (5,5)	
AC-15 Control of a.c electromagnetic loads	230V	A	8	
	400V	A	6	
Rated breaking capability in AC-23A (cos φ=0,45)	230V	A	216	
	400V	A	216	
<b>Short circuit protection</b>				
Rated short time withstand current	Icw	A	400	
Rated short-circuit make capacity	Icm	A	2000	
Rated conditional short-circuit current	-	kA	10	
With fuses class gG	500V	A	35	
<b>Technical data UL/CSA</b>				
Rated operating voltage	Ue	UL/CSA V	600/600	
General use current	Ie	UL/CSA A	35/25	
Short circuit rating @600Vac		Arms	5000	
Fuse size (Class RK5, 600Vac, 200kA A.I.C.)		A	60	
<b>Rated operating power</b>				
1 phase - 2 pole	120V	Hp (A)	2 (24)	
	240V	Hp (A)	3 (17)	
3 phase - 3 pole	200V	Hp (A)	5 (17,5)	
	240V	Hp (A)	7,5 (22)	
	480V	Hp (A)	10 (14)	
	600V	Hp (A)	15 (17)	
<b>Mechanical characteristics</b>				
Panel tickness	Max	mm	4	
Mechanical life		Cycles x 10 <sup>6</sup>	1,5	
		Cycles/hr	120	
<b>Connection according to IEC 9471-1 and EN 50947-1</b>				
Connecting capability	With flexible wires	Min-Max	mm <sup>2</sup>	2x2,5-10
		Min-Max	AWG	14-8
Connecting capability	With solid wires	Min-Max	mm <sup>2</sup>	2x2,5-16
			Type	M4
Connection terminal screw dimensions		Nm	1,7	
<b>Protection degree IEC 529 EN 60529</b>				
Terminals		IP	20	
<b>Ambient conditions</b>				
Operating ambient temperature		°C	-25 ÷ +55	
Storage ambient temprature		°C	-30 ÷ +70	
Withstand to constant humid according to IEC 60068			2-78	
Withstand to cyclic humid according to IEC 60068			2-30	