

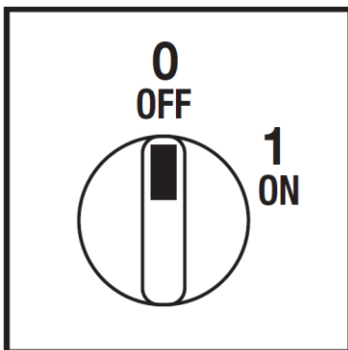
Cod. CR0320002RT6



(Image is purely indicative)



Positions



Electrical diagram



Electrical function

	0			CR	60°
	1	X	X	CA	
Contact		1	3	CQ	
Element		1		Angle	

Standard and Approvals

- Switch according to IEC/EN 60947-3
- Certified UL60947-4-1A and CAN/CSA C22.2 No. 60947-4-1-07
- Suitable as Manual Motor Controller



Technical characteristics: Body

- ON-OFF switch 2 pole
- IP20 Protection degree
- Rated operational current Ie: 32A (AC-21A)
- Rated thermal current Ith: 40A
- Rated insulation voltage Ui: 690V
- Rear mounting
- Fixing with: - 2 screw at 28mm vertical
- 2 screw at 32mm horizontal
- Switching angle: 60°
- Class V2 self-extinguishing thermoplastic housing
- Assembled with metal shaft and threaded stud bolts to ensure maximum operating reliability
- Positive opening double break contacts, silver alloy made.

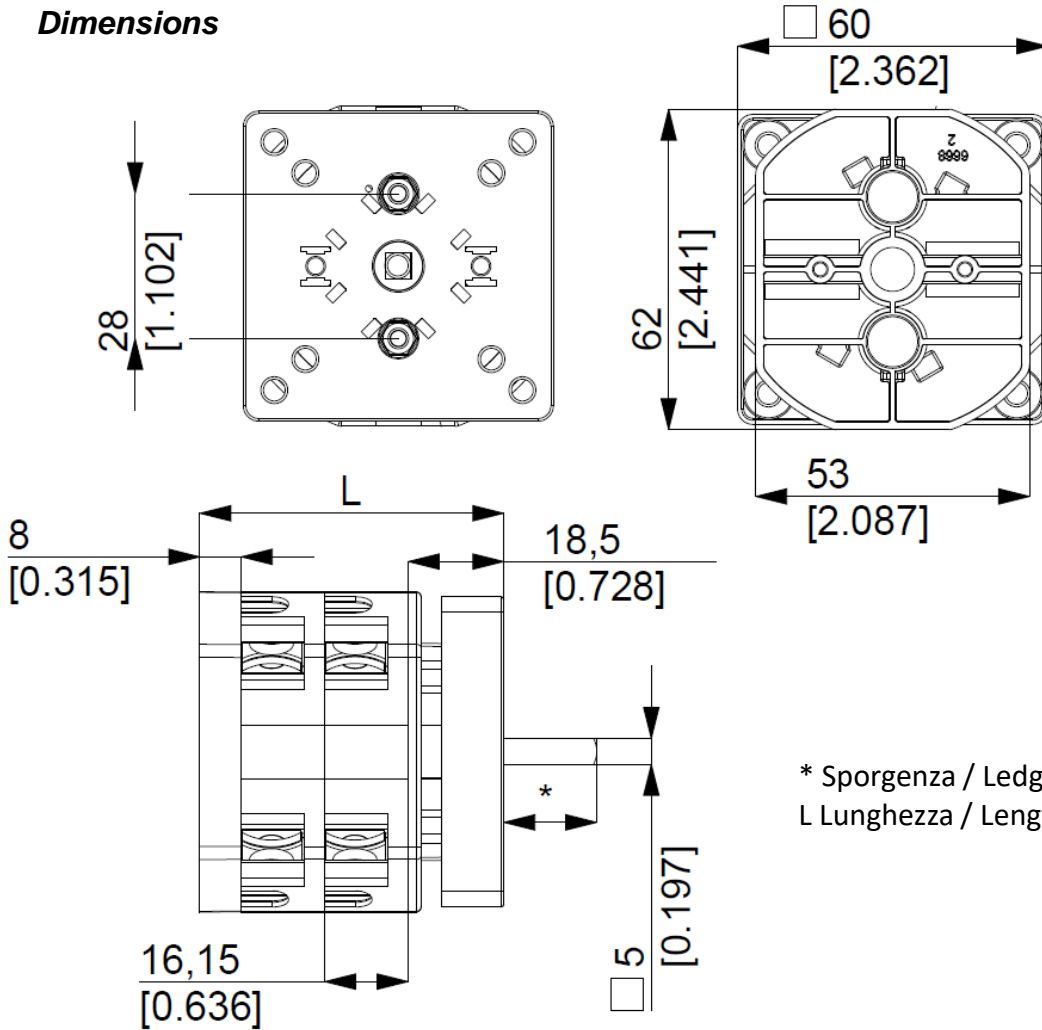
Technical characteristics: Knob

- Grey plate 67x67mm and black knob
- IP66 Protection degree
- Fixing:- 2 screw at 28mm vertical
- 2 screw at 32mm horizontal

Cod. CR0320002RT6

measures in mm (in)

Dimensions



* Sporgenza / Ledge 18,00mm
L Lunghezza / Length 42,65mm

Drilling templates

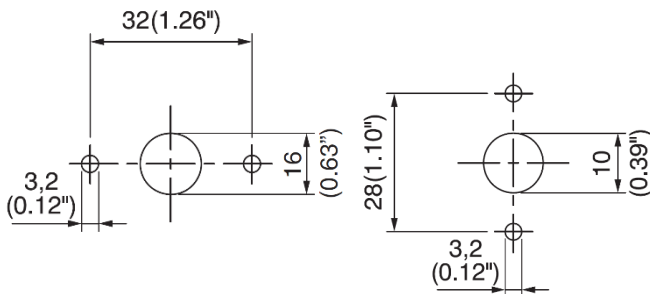
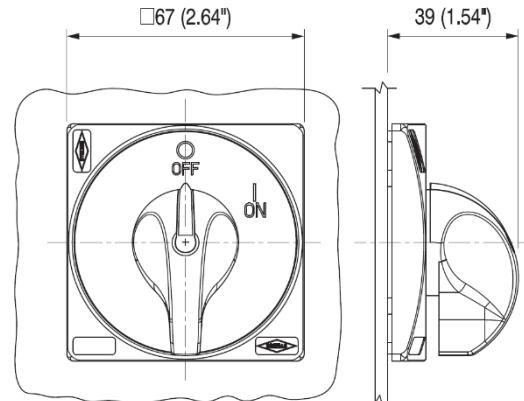


Plate & Knob



Cod. CR0320002RT6

Technical data IEC 947-3 EN 60947-3				
Rated insulation voltage	Ui	V	690	
Rated operating voltage	Ue	V	690	
Rated impulse withstand voltage	Uimp	kV	6	
Rated thermal current for open switch	Ith	A	40	
Rated thermal current for enclosed switch	Ithe	A	40	
Rated operation frequency		Hz	50/60	
Power dissipation for each pole		W	1	
Rated operating current				
AC-21A Switching resistive loads, including moderate overloads	Ie	A	32	
AC-22A Switching of mixed resistive and inductive loads, including moderate overloads	Ie	A	25	
AC-20A Connecting and disconnecting under no loads conditions			-	
Rated operating power				
AC-23A Switching of motor loads or other highly inductive loads 3 phase - 3 pole	230V	Kw (A)	8,5 (27)	
	400V	Kw (A)	15 (27)	
	500V	Kw (A)	15 (22)	
	690V	Kw (A)	15 (16)	
AC-23A Switching of motor loads or other highly inductive loads 1 phase - 2 pole	110V	Kw (A)	2,2 (25)	
	230V	Kw (A)	3,7 (20)	
AC-3 Squirrel cage motors: starting, swtiching off motors during running 3 phase - 3 pole	230V	Kw (A)	5,5 (17)	
	400V	Kw (A)	10 (17)	
	500V	Kw (A)	10 (14)	
	690V	Kw (A)	10 (10)	
AC-3 Squirrel cage motors: starting, swtiching off motors during running 1 phase - 2 pole	110V	Kw (A)	1,5 (17)	
	230V	Kw (A)	3 (17)	
	400V	Kw (A)	-	
AC-4 Squirrel cage motors: starting, pluggin, inching	230V	Kw (A)	2,2 (17)	
	400V	Kw (A)	3 (5,5)	
AC-15 Control of a.c electromagnetic loads	230V	A	8	
	400V	A	6	
Rated breaking capability in AC-23A (cos φ=0,45)	230V	A	216	
	400V	A	216	
Short circuit protection				
Rated short time withstand current	Icw	A	400	
Rated short-circuit make capacity	Icm	A	2000	
Rated conditional short-circuit current	-	kA	10	
With fuses class gG	500V	A	35	
Technical data UL/CSA				
Rated operating voltage	Ue	UL/CSA V	600/600	
General use current	Ie	UL/CSA A	35/25	
Short circuit rating @600Vac		Arms	5000	
Fuse size (Class RK5, 600Vac, 200kA A.I.C.)		A	60	
Rated operating power				
1 phase - 2 pole	120V	Hp (A)	2 (24)	
	240V	Hp (A)	3 (17)	
3 phase - 3 pole	200V	Hp (A)	5 (17,5)	
	240V	Hp (A)	7,5 (22)	
	480V	Hp (A)	10 (14)	
	600V	Hp (A)	15 (17)	
Mechanical characteristics				
Panel tickness	Max	mm	4	
Mechanical life		Cycles x 10 ⁶	1,5	
		Cycles/hr	120	
Connection according to IEC 9471-1 and EN 50947-1				
Connecting capability	With flexible wires	Min-Max	mm ²	2x2,5-10
		Min-Max	AWG	14-8
Connecting capability	With solid wires	Min-Max	mm ²	2x2,5-16
			Type	M4
Connection terminal screw dimensions		Nm	1,7	
Protection degree IEC 529 EN 60529				
Terminals		IP	20	
Ambient conditions				
Operating ambient temperature		°C	-25 ÷ +55	
Storage ambient temprature		°C	-30 ÷ +70	
Withstand to constant humid according to IEC 60068			2-78	
Withstand to cyclic humid according to IEC 60068			2-30	