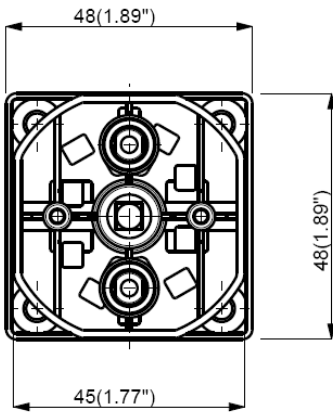
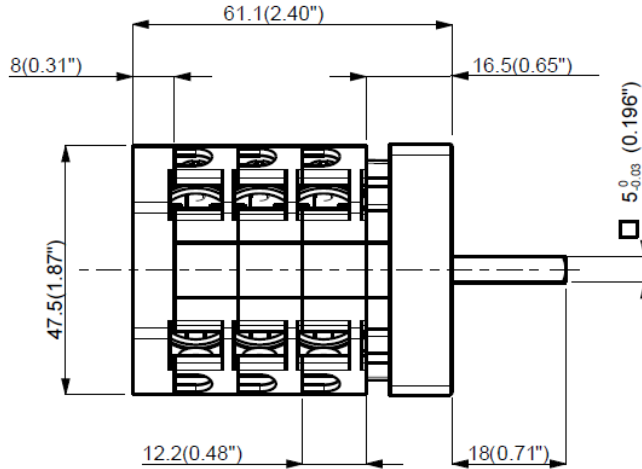
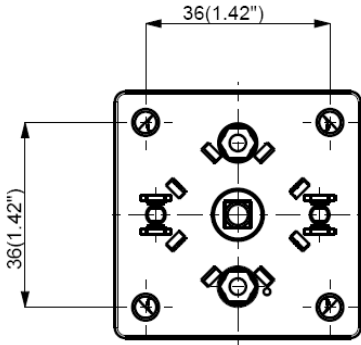


Cod. CR012MZ23RT4

measures in mm (in)

Dimensions



Drilling templates

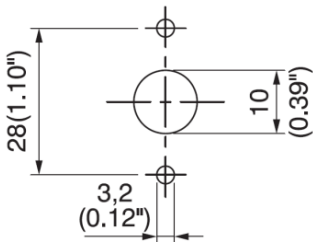
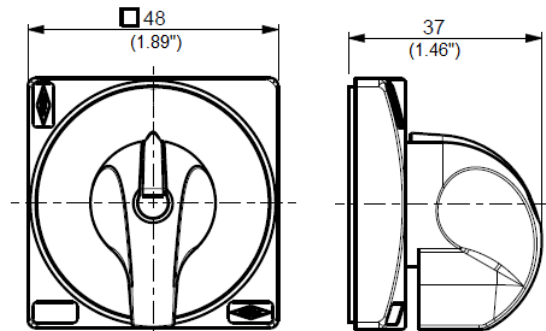


Plate and Knob



Cod. CR012MZ23RT4

| Technical data IEC 947-3 EN 60947-3 | | | | |
|---|---------------------|--------------------------|-----------------|---------|
| Rated insulation voltage | Ui | V | 690 | |
| Rated operating voltage | Ue | V | 690 | |
| Rated impulse withstand voltage | Uimp | kV | 6 | |
| Rated thermal current for open switch | Ith | A | 16 | |
| Rated thermal current for enclosed switch | Ithe | A | 16 | |
| Rated operation frequency | | Hz | 50/60 | |
| Power dissipation for each pole | | W | 0,27 | |
| Rated operating current | | | | |
| AC-21A Switching resistive loads, including moderate overloads | Ie | A | 12 | |
| AC-22A Switching of mixed resistive and inductive loads, including moderate overloads | Ie | A | 12 | |
| AC-20A Connecting and disconnecting under no loads conditions | | | - | |
| Rated operating power | | | | |
| AC-23A Switching of motor loads or other highly inductive loads 3 phase - 3 pole | 230V | Kw (A) | 3 (9) | |
| | 400V | Kw (A) | 4 (9) | |
| | 500V | Kw (A) | - | |
| | 690V | Kw (A) | - | |
| AC-23A Switching of motor loads or other highly inductive loads 1 phase - 2 pole | 110V | Kw (A) | 0,75 (8,5) | |
| | 230V | Kw (A) | 1,5 (8,5) | |
| AC-3 Squirrel cage motors: starting, switching off motors during running 3 phase - 3 pole | 230V | Kw (A) | 2,2 (7) | |
| | 400V | Kw (A) | 3,5 (7) | |
| | 500V | Kw (A) | - | |
| | 690V | Kw (A) | - | |
| AC-3 Squirrel cage motors: starting, switching off motors during running 1 phase - 2 pole | 110V | Kw (A) | 0,37 (4) | |
| | 230V | Kw (A) | 1,1 (6) | |
| | 400V | Kw (A) | - | |
| AC-4 Squirrel cage motors: starting, pluggign, inching | 230V | Kw (A) | - | |
| | 400V | Kw (A) | - | |
| AC-15 Control of a.c electromagnetic loads | 230V | A | 4 | |
| | 400V | A | 3 | |
| Rated breaking capability in AC-23A (cos φ=0,45) | 230V | A | 72 | |
| | 400V | A | 72 | |
| Short circuit protection | | | | |
| Rated short time withstand current | Icw | A | 150 | |
| Rated short-circuit make capacity | Icm | A | - | |
| Rated conditional short-circuit current | | kA | 4 | |
| With fuses class gG | 500V | A | 16 | |
| Technical data UL/CSA | | | | |
| Rated operating voltage | Ue | UL/CSA V | 600/ - | |
| General use current | Ie | UL/CSA A | 12 | |
| Short circuit rating @600Vac | | Arms | 5000 | |
| Fuse size (Class RK5, 600Vac, 200kA A.I.C.) | | A | 60 | |
| Rated operating power | | | | |
| 1 phase - 2 pole | 120V | Hp (A) | 0,5 (9,8) | |
| | 240V | Hp (A) | 1,5 (10) | |
| 3 phase - 3 pole | 200V | Hp (A) | 1,5 (6,9) | |
| | 240V | Hp (A) | 2 (6,8) | |
| | 480V | Hp (A) | 3 (4,8) | |
| | 600V | Hp (A) | 5 (6,1) | |
| Mechanical characteristics | | | | |
| Panel tickness | Max | mm | 4 | |
| Mechanical life | | Cycles x 10 ⁶ | 2 | |
| | | Cycles/hr | 120 | |
| Connection according to IEC 9471-1 and EN 50947-1 | | | | |
| Connecting capability | With flexible wires | Min-Max | mm ² | 2x1,5-4 |
| | | Min-Max | AWG | 16-10 |
| | With solid wires | Min-Max | mm ² | 2x1,5-6 |
| | | | Type | M3,5 |
| Connection terminal screw dimensions | | Nm | 1 | |
| Protection degree IEC 529 EN 60529 | | | | |
| Terminals | | IP | 20 | |
| Ambient conditions | | | | |
| Operating ambient temperature | | °C | -25 ÷ +55 | |
| Storage ambient temprature | | °C | -30 ÷ +70 | |
| Withstand to constant humid according to IEC 60068 | | | 2-78 | |
| Withstand to cyclic humid according to IEC 60068 | | | 2-30 | |