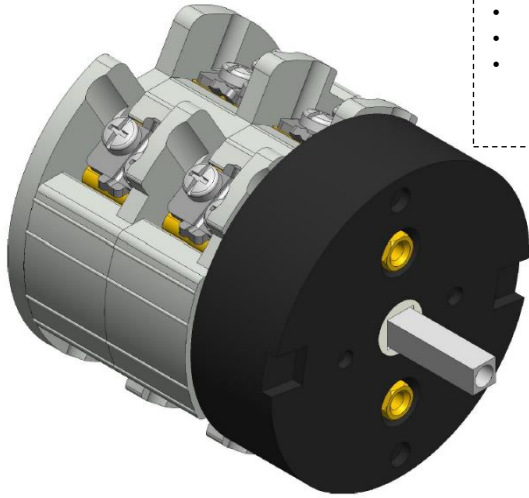


Cod. CA0630039PL3



(Image is purely indicative)



Standard and Approvals

- Switch according to IEC/EN 60947-3
- Certified UL60947-4-1A and CAN/CSA C22.2 No. 60947-4-1-07
- Suitable as Manual Motor Controller



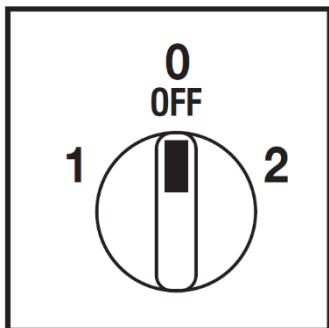
Technical characteristics: Body

- Change-over switch 4 pole
- IP00 Protection degree
- Rated operational current Ie: 75A (AC-21A)
- Rated thermal current Ith: 80A
- Rated insulation voltage Ui: 690V
- Rear mounting
- Fixing with 2 screw at 40mm vertical
- Switching angle: 60°
- Class V2 self-extinguishing thermoplastic housing
- Assembled with metal shaft and threaded stud bolts to ensure maximum operating reliability
- Positive opening double break contacts, silver alloy made.

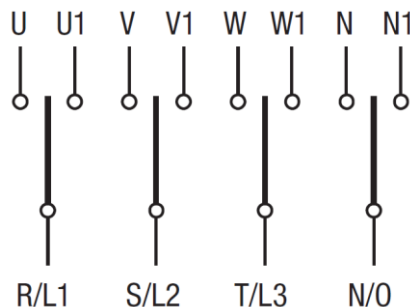
Technical characteristics: Knob

- Transparent plate 105x105mm and black knob
- Fixing with 2 screws at 40mm vertical
- IP 40 Protection degree

Positions



Electrical diagram



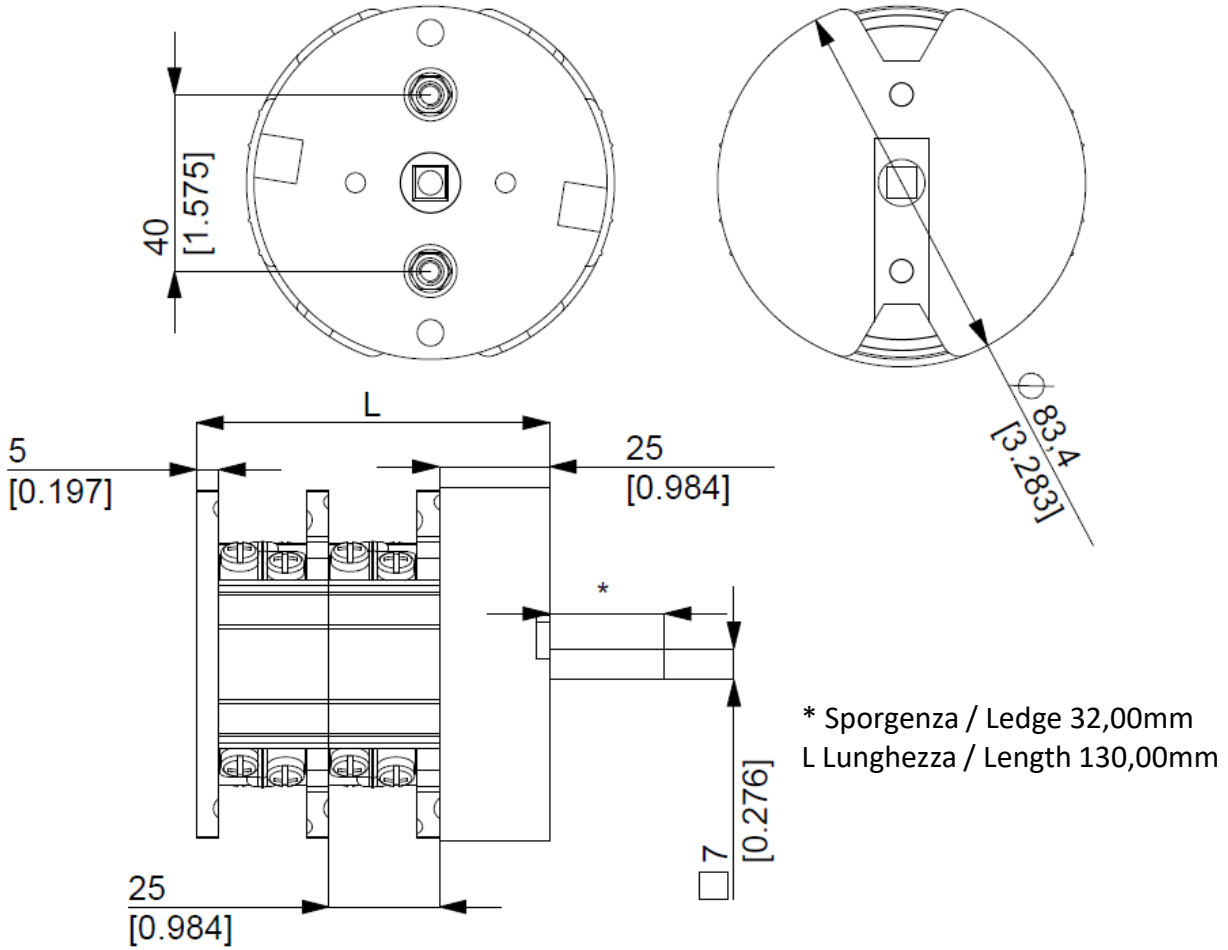
Electrical function

	2		X		X		X		X							CR	60°	
	0															CA		
	1	X		X		X		X								CQ		
Contact		1	2	3	4	5	6	7	8	9	10	11	12	13	14	15	16	Angle
Element		1		2		3		4										

Cod. CA0630039PL3

measures in mm (in)

Dimensions



Drilling templates

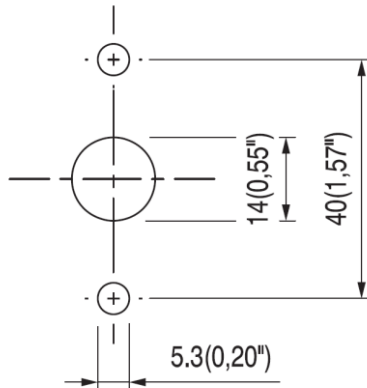
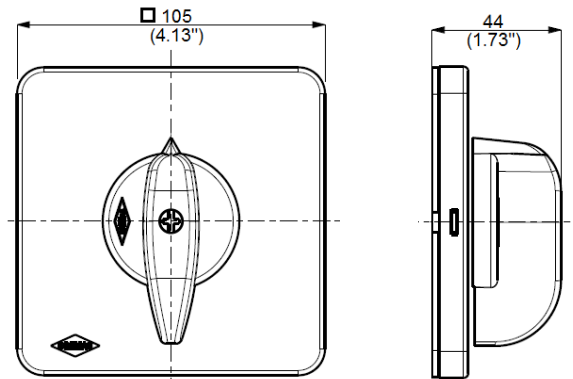


Plate & Knob



Cod. CA0630039PL3

Technical data IEC 947-3 EN 60947-3				
Rated insulation voltage	Ui	V	690	
Rated operating voltage	Ue	V	690	
Rated impulse withstand voltage	Uimp	kV	6	
Rated thermal current for open switch	Ith	A	80	
Rated thermal current for enclosed switch	Ithe	A	80	
Rated operation frequency		Hz	50/60	
Power dissipation for each pole		W	2,5	
Rated operating current				
AC-21A Switching resistive loads, including moderate overloads	Ie	A	75	
AC-22A Switching of mixed resistive and inductive loads, including moderate overloads	Ie	A	63 ¹	
AC-20A Connecting and disconnecting under no loads conditions			-	
Rated operating power				
AC-23A Switching of motor loads or other highly inductive loads 3 phase - 3 pole	230V	Kw (A)	18,5 (58)	
	400V	Kw (A)	30 (54)	
	500V	Kw (A)	22 (32)	
	690V	Kw (A)	-	
AC-23A Switching of motor loads or other highly inductive loads 1 phase - 2 pole	110V	Kw (A)	5,5 (63)	
	230V	Kw (A)	10 (32)	
AC-3 Squirrel cage motors: starting, switching off motors during running 3 phase - 3 pole	230V	Kw (A)	15 (47)	
	400V	Kw (A)	22 (40)	
	500V	Kw (A)	22 (32)	
	690V	Kw (A)	-	
AC-3 Squirrel cage motors: starting, switching off motors during running 1 phase - 2 pole	110V	Kw (A)	4 (45)	
	230V	Kw (A)	7,5 (40)	
	400V	Kw (A)	-	
AC-4 Squirrel cage motors: starting, pluggign, inching	230V	Kw (A)	5,5 (17)	
	400V	Kw (A)	7,5 (14)	
AC-15 Control of a.c electromagnetic loads	230V	A	-	
	400V	A	-	
Rated breaking capability in AC-23A (cos φ=0,45)	230V	A	464	
	400V	A	432	
Short circuit protection				
Rated short time withstand current	Icw	A	800	
Rated short-circuit make capacity	Icm	A	2500	
Rated conditional short-circuit current		kA	15	
With fuses class gG	500V	A	63	
Technical data UL/CSA				
Rated operating voltage	Ue	UL/CSA V	600/600	
General use current	Ie	UL/CSA A	85/63	
Short circuit rating @600Vac		Arms	-	
Fuse size (Class RK5, 600Vac, 200kA A.I.C.)		A	-	
Rated operating power				
1 phase - 2 pole	120V	Hp (A)	7,5 (80)/-	
	240V	Hp (A)	10 (50)/-	
3 phase - 3 pole	200V	Hp (A)	20 (62,1)/-	
	240V	Hp (A)	20 (54)/-	
	480V	Hp (A)	30 (40)/-	
	600V	Hp (A)	40 (41)/50	
Mechanical characteristics				
Mechanical life		Cycles x 10 ⁶	1	
		Cycles/hr	120	
Connection according to IEC 9471-1 and EN 50947-1				
Connecting capability	With flexible wires	Min-Max	mm ²	6-16
		Min-Max	AWG	10-6
	With solid wires	Min-Max	mm ²	10-25
			Type	2xM5
Screw tightening torque		Nm	2,8	
Protection degree IEC 529 EN 60529				
Terminals		IP	00	
Ambient conditions				
Operating ambient temperature		°C	-25 ÷ +55	
Storage ambient temprature		°C	-30 ÷ +70	
Withstand to constant humid according to IEC 60068			2-78	
Withstand to cyclic humid according to IEC 60068			2-30	

Notes:
¹ = at 500V