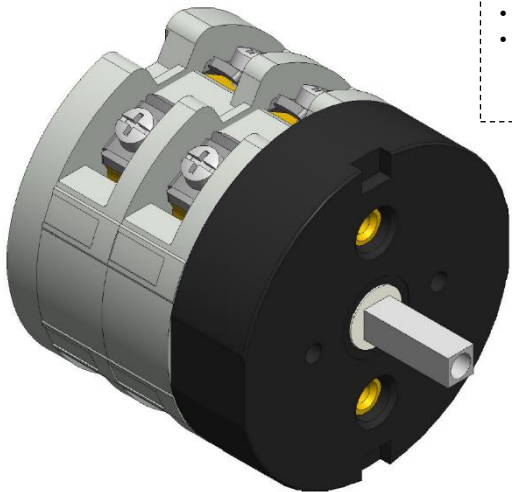


Cod. CA05000G43L3



(Image is purely indicative)



Standard and Approvals

- Switch according to IEC/EN 60947-3
- Certified UL60947-4-1A and CAN/CSA C22.2 No. 60947-4-1-07
- Suitable as Manual Motor Controller



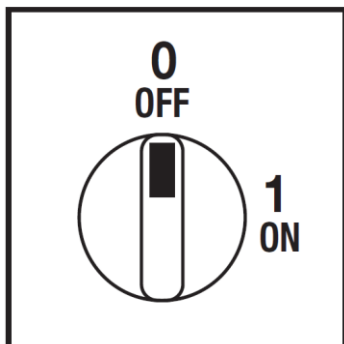
Technical characteristics: Body

- ON-OFF switch 4 pole with padlockable handle
- IP00 Protection degree
- Rated operational current Ie: 50A (AC-21A)
- Rated thermal current Ith: 63A
- Rated insulation voltage Ui: 690V
- Rear mounting
- Fixing with 2 screw at 40mm vertical
- Switching angle: 90°
- Class V2 self-extinguishing thermoplastic housing
- Assembled with metal shaft and threaded stud bolts to ensure maximum operating reliability
- Positive opening double break contacts, silver alloy made.

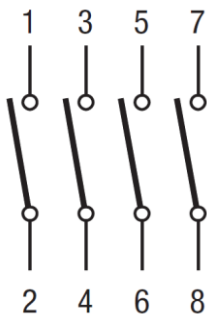
Technical characteristics: Knob

- Yellow plate 105x105mm and red padlockable knob (max 3 padlocks)

Positions



Electrical diagram



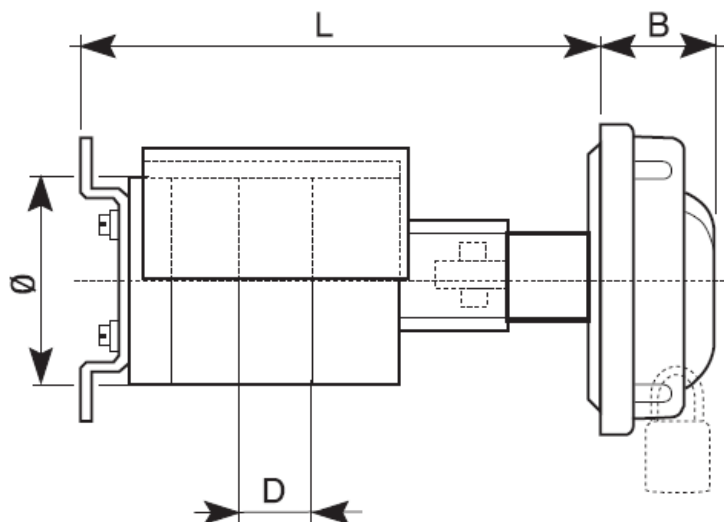
Electrical Function

	0					CR	90°
	1	X	X	X	X	CA	
Contact		1 2	3 4	5 6	7 8	CQ	
Element		1		2		Angle	

Cod. CA05000G43L3

measures in mm (in)

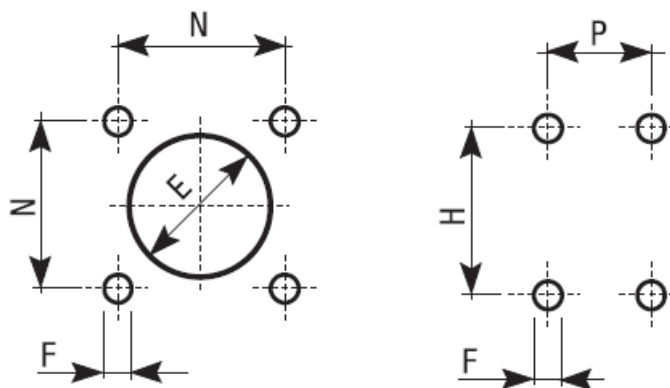
Dimensions



N° elementi		2
CA 050	L (mm)	135 - 139
D = 18		
Ø = 74		

	B (mm)
LE3-LN3	44
LE4-LN4	62

Drilling templates



Misure (mm)

cod.	N	E	F	H	P
LE3/LN3	65÷85	40	5,3	84	26
LE4/LN4	94÷110	50	5,3	94÷110	94÷110

Cod. CA05000G43L3

Technical data IEC 947-3 EN 60947-3				
Rated insulation voltage	Ui	V	690	
Rated operating voltage	Ue	V	690	
Rated impulse withstand voltage	Uimp	kV	6	
Rated thermal current for open switch	Ith	A	63	
Rated thermal current for enclosed switch	Ithe	A	63	
Rated operation frequency		Hz	50/60	
Power dissipation for each pole		W	1,5	
Rated operating current				
AC-21A Switching resistive loads, including moderate overloads	Ie	A	50	
AC-22A Switching of mixed resistive and inductive loads, including moderate overloads	Ie	A	40	
AC-20A Connecting and disconnecting under no loads conditions			-	
Rated operating power				
AC-23A Switching of motor loads or other highly inductive loads 3 phase - 3 pole	230V	Kw (A)	11 (35)	
	400V	Kw (A)	22 (40)	
	500V	Kw (A)	22 (32)	
	690V	Kw (A)	20 (20)	
AC-23A Switching of motor loads or other highly inductive loads 1 phase - 2 pole	110V	Kw (A)	3 (36)	
	230V	Kw (A)	6,5 (36)	
AC-3 Squirrel cage motors: starting, switching off motors during running 3 phase - 3 pole	230V	Kw (A)	10 (35)	
	400V	Kw (A)	17,5 (32)	
	500V	Kw (A)	17,5 (27)	
	690V	Kw (A)	18,5 (21)	
AC-3 Squirrel cage motors: starting, switching off motors during running 1 phase - 2 pole	110V	Kw (A)	2,6 (32)	
	230V	Kw (A)	5,5 (30)	
	400V	Kw (A)	-	
AC-4 Squirrel cage motors: starting, pluggign, inching	230V	Kw (A)	3,2 (11)	
	400V	Kw (A)	6 (11)	
AC-15 Control of a.c electromagnetic loads	230V	A	-	
	400V	A	-	
Rated breaking capability in AC-23A (cos φ=0,45)	230V	A	330	
	400V	A	330	
Short circuit protection				
Rated short time withstand current	Icw	A	500	
Rated short-circuit make capacity	Icm	A	2000	
Rated conditional short-circuit current	-	kA	10	
With fuses class gG	500V	A	50	
Thecnical data UL/CSA				
Rated operating voltage	Ue	UL/CSA V	600/-	
General use current	Ie	UL/CSA A	50/-	
Short circuit rating @600Vac		Arms	5000	
Fuse size (Class RK5, 600Vac, 200kA A.I.C.)		A	60	
Rated operating power				
1 phase - 2 pole	120V	Hp (A)	3 (34)/-	
	240V	Hp (A)	7,5 (40)/-	
3 phase - 3 pole	200V	Hp (A)	10 (32,2)/-	
	240V	Hp (A)	15 (42)/-	
	480V	Hp (A)	20 (27)/-	
	600V	Hp (A)	25 (27)/-	
Mechanical characteristics				
Panel tickness	Max	mm	4	
Mechanical life		Cycles x 10 ⁶	1,5	
		Cycles/hr	120	
Connection according to IEC 9471-1 and EN 50947-1				
Connecting capability	With flexible wires	Min-Max	mm ²	2x2,5-10
		Min-Max	AWG	14-8
Connection terminal screw dimensions	With solid wires	Min-Max	mm ²	2x2,5-16
			Type	M4
Screw tightening torque		Nm	1,7	
Protection degree IEC 529 EN 60529				
Terminals		IP	00	
Ambient conditions				
Operating ambient temperature		°C	-25 ÷ +55	
Storage ambient temprature		°C	-30 ÷ +70	
Withstand to constant humid according to IEC 60068			2-78	
Withstand to cyclic humid according to IEC 60068			2-30	