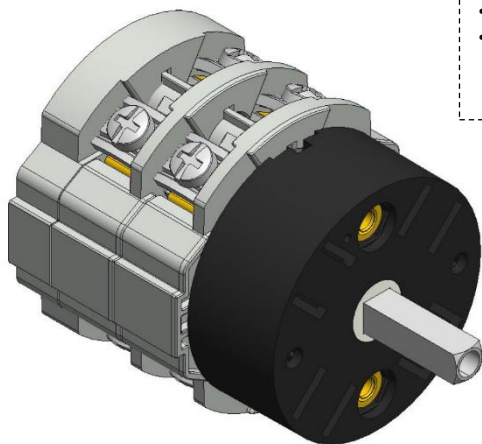


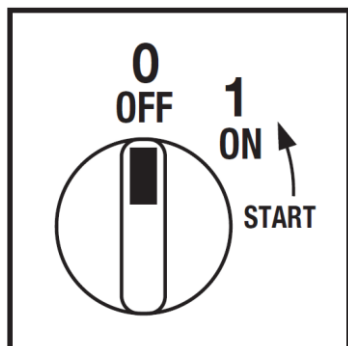
Cod. CA0200031PL2



(Image is purely indicative)



Positions



Standard and Approvals

- Switch according to IEC/EN 60947-3
- Certified UL60947-4-1A and CAN/CSA C22.2 No. 60947-4-1-07
- Suitable as Manual Motor Controller



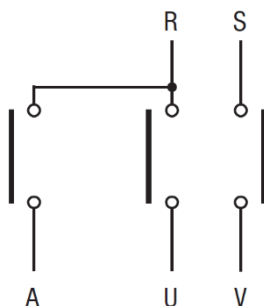
Technical characteristics: Body

- Switch single-phase motor + aux phase
- IP00 Protection degree
- Rated operational current Ie: 20A (AC-21A)
- Rated thermal current Ith: 25A
- Rated insulation voltage Ui: 690V
- Rear mounting
- Fixing with 2 screw at 28mm vertical
- Switching angle: 45°
- Class V2 self-extinguishing thermoplastic housing
- Assembled with metal shaft and threaded stud bolts to ensure maximum operating reliability
- Positive opening double break contacts, silver alloy made.

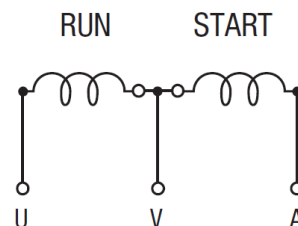
Technical characteristics: Knob

- Transparent plate 75,5x75,5mm and black knob
- Fixing with 2 screws at 28mm vertical
- IP 40 Protection degree

Electrical diagram and function



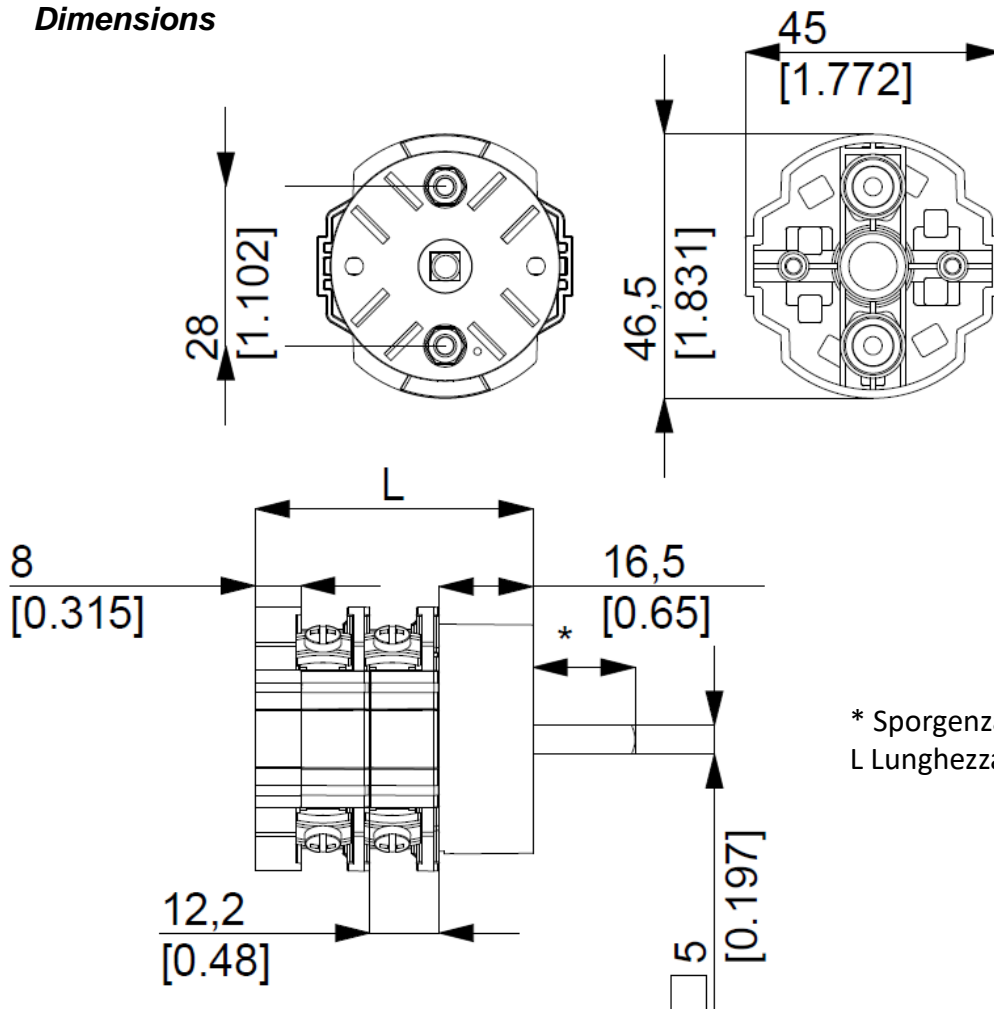
	Avv	X	X	X	CR	45°			
	1		X	X	CA				
	0				CQ				
Contact	1	2	3	4	5	6	7	8	Angle
Element	1				2				



Cod. CA0200031PL2

measures in mm (in)

Dimensions



* Sporgenza / Ledge 15,00mm
L Lunghezza / Length 48,90mm

Drilling templates

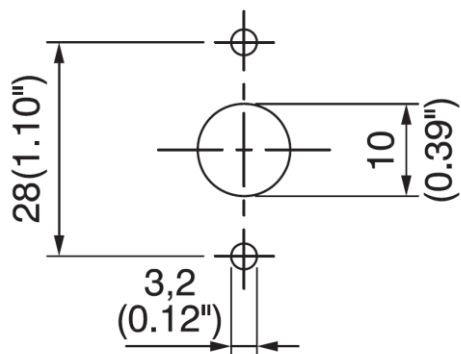
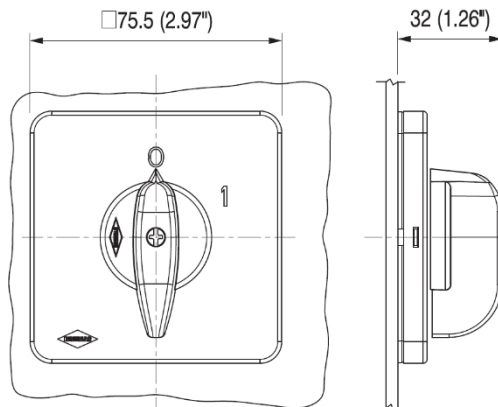


Plate & Knob



Cod. CA0200031PL2

Technical data IEC 947-3 EN 60947-3				
Rated insulation voltage	Ui	V	690	
Rated operating voltage	Ue	V	690	
Rated impulse withstand voltage	Uimp	kV	6	
Rated thermal current for open switch	Ith	A	25	
Rated thermal current for enclosed switch	Ithe	A	25	
Rated operation frequency		Hz	50/60	
Power dissipation for each pole		W	1	
Rated operating current				
AC-21A Switching resistive loads, including moderate overloads	Ie	A	20	
AC-22A Switching of mixed resistive and inductive loads, including moderate overloads	Ie	A	16	
AC-20A Connecting and disconnecting under no loads conditions			-	
Rated operating power				
AC-23A Switching of motor loads or other highly inductive loads 3 phase - 3 pole	230V	Kw (A)	5,5 (17)	
	400V	Kw (A)	9 (16)	
	500V	Kw (A)	9 (13)	
	690V	Kw (A)	9 (9)	
AC-23A Switching of motor loads or other highly inductive loads 1 phase - 2 pole	110V	Kw (A)	1,1 (12)	
	230V	Kw (A)	3 (17)	
AC-3 Squirrel cage motors: starting, swtiching off motors during running 3 phase - 3 pole	230V	Kw (A)	4 (13)	
	400V	Kw (A)	7,5 (14)	
	500V	Kw (A)	7,5 (11)	
	690V	Kw (A)	7,5 (8)	
AC-3 Squirrel cage motors: starting, swtiching off motors during running 1 phase - 2 pole	110V	Kw (A)	1,1 (13)	
	230V	Kw (A)	2,2 (12)	
	400V	Kw (A)	3,7 (12)	
AC-4 Squirrel cage motors: starting, pluggign, inching	230V	Kw (A)	1,5 (4,5)	
	400V	Kw (A)	2,2 (2,6)	
AC-15 Control of a.c electromagnetic loads	230V	A	7	
	400V	A	5	
Rated breaking capability in AC-23A (cos φ=0,45)	230V	A	136	
	400V	A	128	
Short circuit protection				
Rated short time withstand current	Icw	A	240	
Rated short-circuit make capacity	Icm	A	1500	
Rated conditional short-circuit current	-	kA	5	
With fuses class gG	500V	A	20	
Technical data UL/CSA				
Rated operating voltage	Ue	UL/CSA V	600/300	
General use current	Ie	UL/CSA A	20/16	
Short circuit rating @600Vac		Arms	5000	
Fuse size (Class RK5, 600Vac, 200kA A.I.C.)		A	60	
Rated operating power				
1 phase - 2 pole	120V	Hp (A)	1,5 (20)	
	240V	Hp (A)	3 (17)	
3 phase - 3 pole	200V	Hp (A)	5 (16,7)	
	240V	Hp (A)	7,5 (22)	
	480V	Hp (A)	10 (14)	
	600V	Hp (A)	10 (11)	
Mechanical characteristics				
Panel tickness	Max	mm	4	
Mechanical life		Cycles x 10 ⁶	2	
		Cycles/hr	120	
Connection according to IEC 9471-1 and EN 50947-1				
Connecting capability	With flexible wires	Min-Max	mm ²	2x1,5-4
		Min-Max	AWG	16-10
Connecting capability	With solid wires	Min-Max	mm ²	2x1,5-6
			Type	M3,5
Screw tightening torque		Nm	1	
Protection degree IEC 529 EN 60529				
Terminals		IP	00	
Ambient conditions				
Operating ambient temperature		°C	-25 ÷ +55	
Storage ambient temprature		°C	-30 ÷ +70	
Withstand to constant humid according to IEC 60068			2-78	
Withstand to cyclic humid according to IEC 60068			2-30	