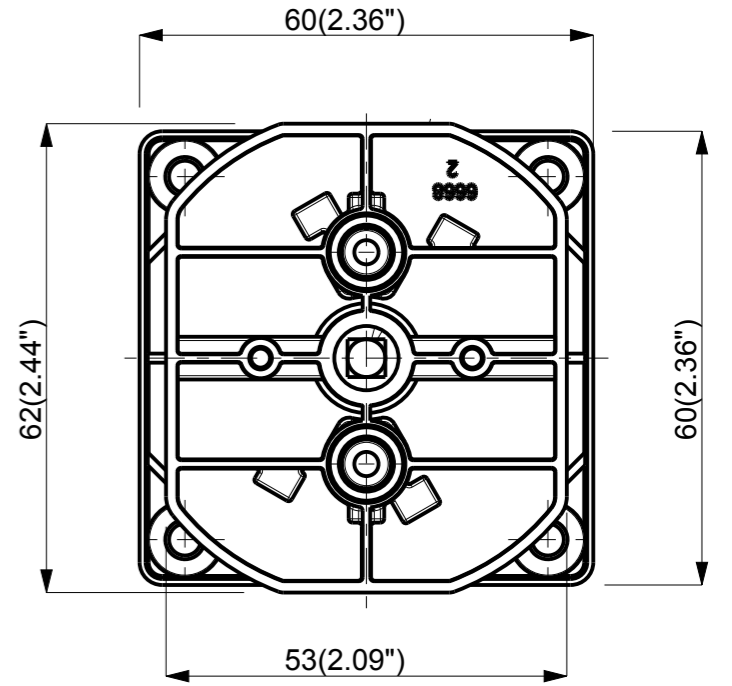
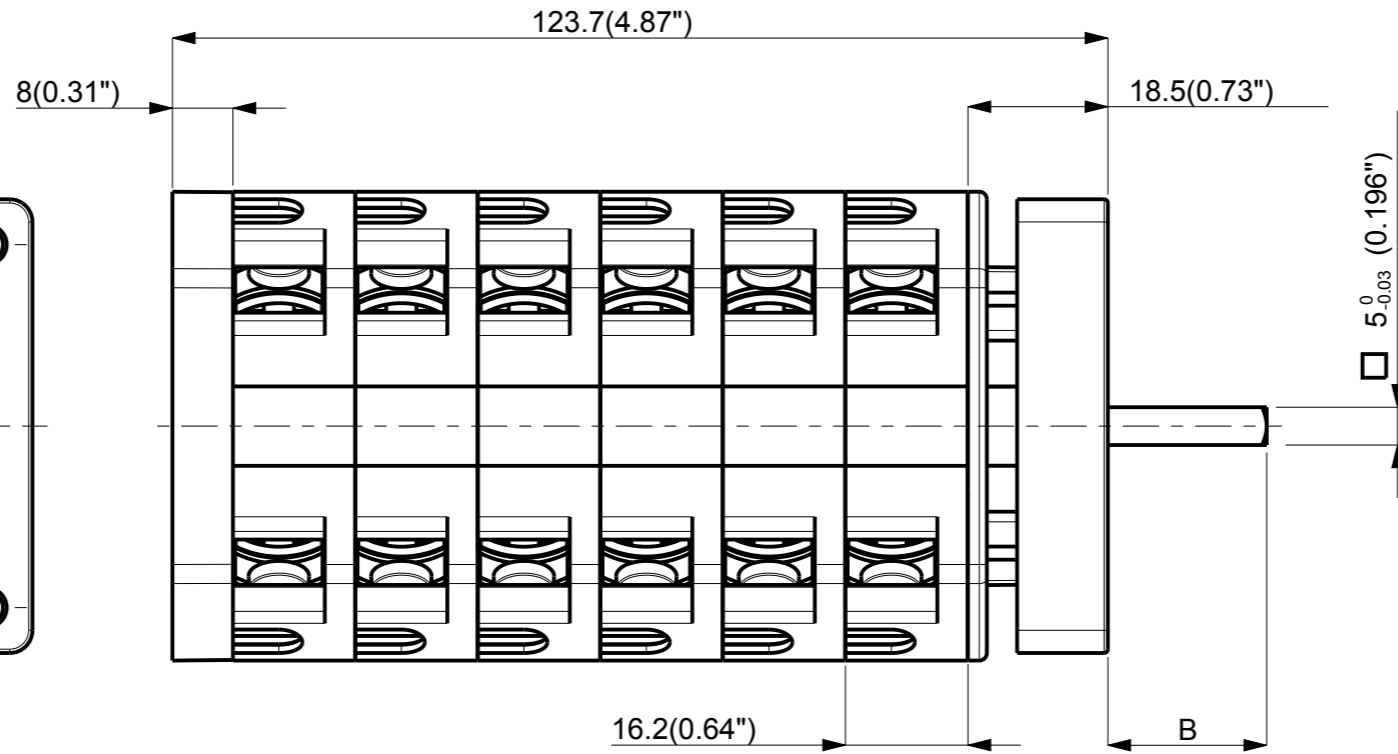
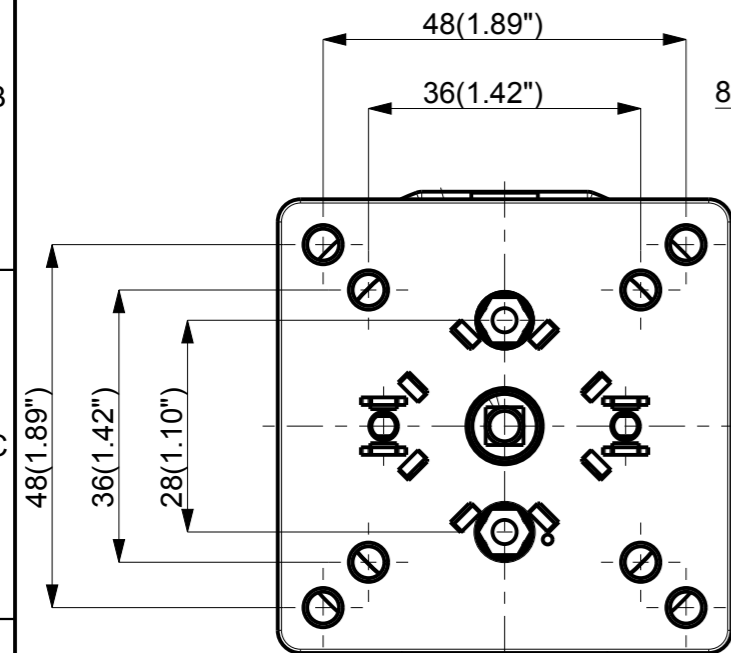


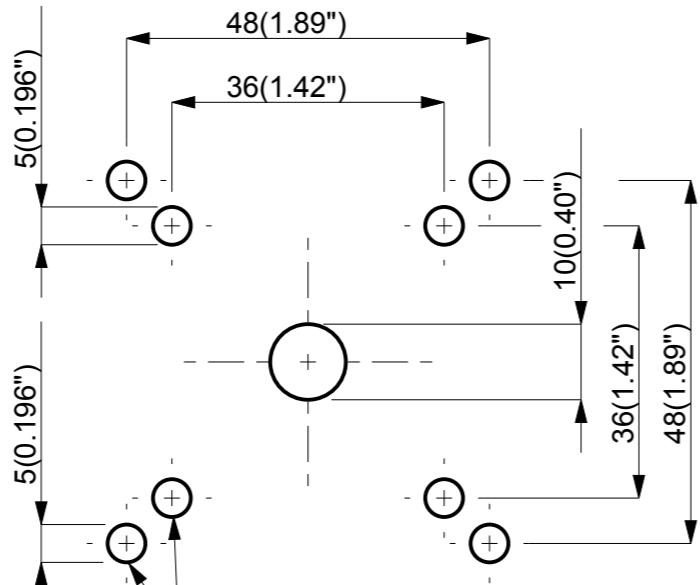
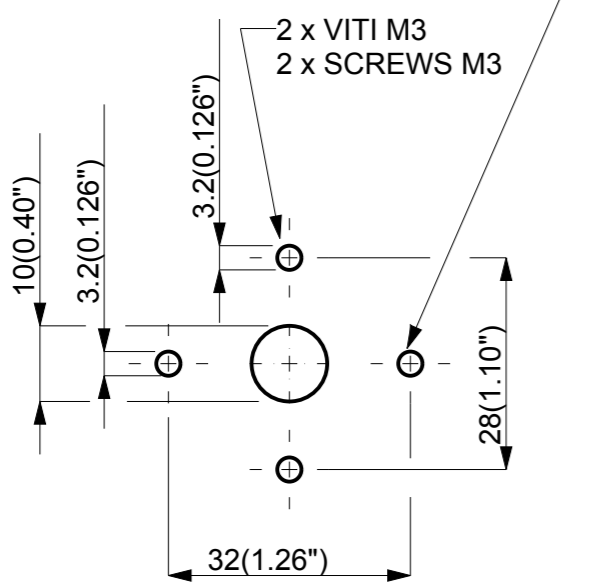
QUESTO DISEGNO NON PUO' ESSERE  
RIPRODOTTO NE MOSTRATO A TERZE  
PERSONE ART.115-33 C.C.-293 C.P.

PROHIBITION OF DISTRIBUTION AND  
COPY. ART.115-33 C.C.-293 C.P.

CAVI / WIRE				
	mm <sup>2</sup>		AWG	
	min	max	min	max
FLESSIBILE FLEXIBLE	2x2.5	2x10	16	8
RIGIDO SOLID	2x2.5	2x16		



A RICHIESTA 2 x VITI M3  
ON REQUEST 2 x SCREWS M3



B	
mm	inch
15	0.59
18	0.71
21	0.83
24	0.95

DIMA FORATURA PANNELLO  
DRILLING TEMPLATE

4 x VITI AUTOFORMANTI Ø4.8  
4 x THREAD FORMING SCREWS Ø 0.19"

2	AGGIUNTO TABELLA CAVI, DIMA DI FORATURA, MISURE IN POLLICI	5-12-13	M.R.
EDIZ./REL.	MODIFICA / REVISION	DATA/DATE	SIGLA/SIGN
MATERIALE / MATERIAL: --		FINITURA / FINISHING: --	
  	Dis/Dnw Mangiapane	Impiego Use	Scala Scale
	Contr/Ckd	--	1:1
	Data/Date: 24-Oct-13		Angoli/Angle ± 30'
OGGETTO/OBJECT: CRV2 25/40 N°6 ELEMENTI / ELEMENTS		DISEGNO / DRAWING CRV2_25_40_6B	
		EDIZ./REL 2	