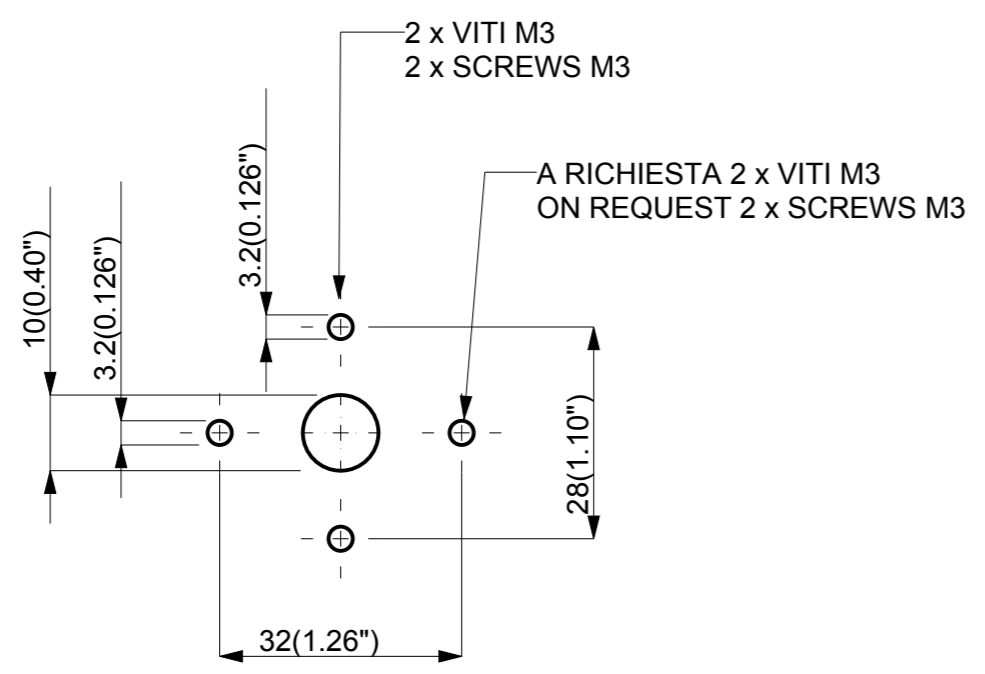
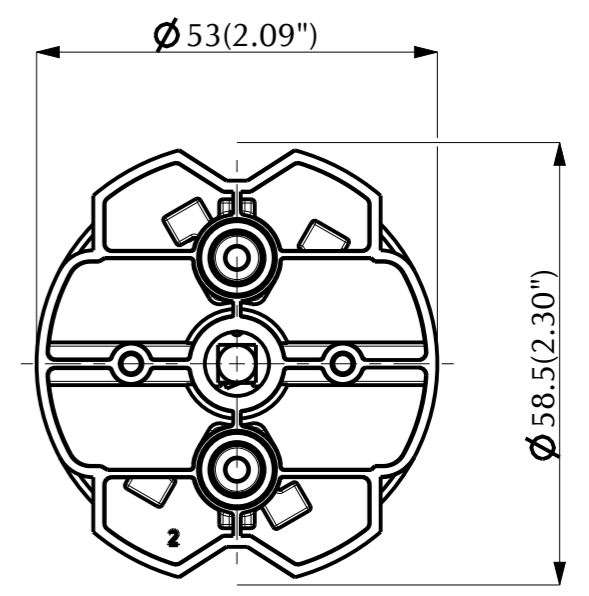
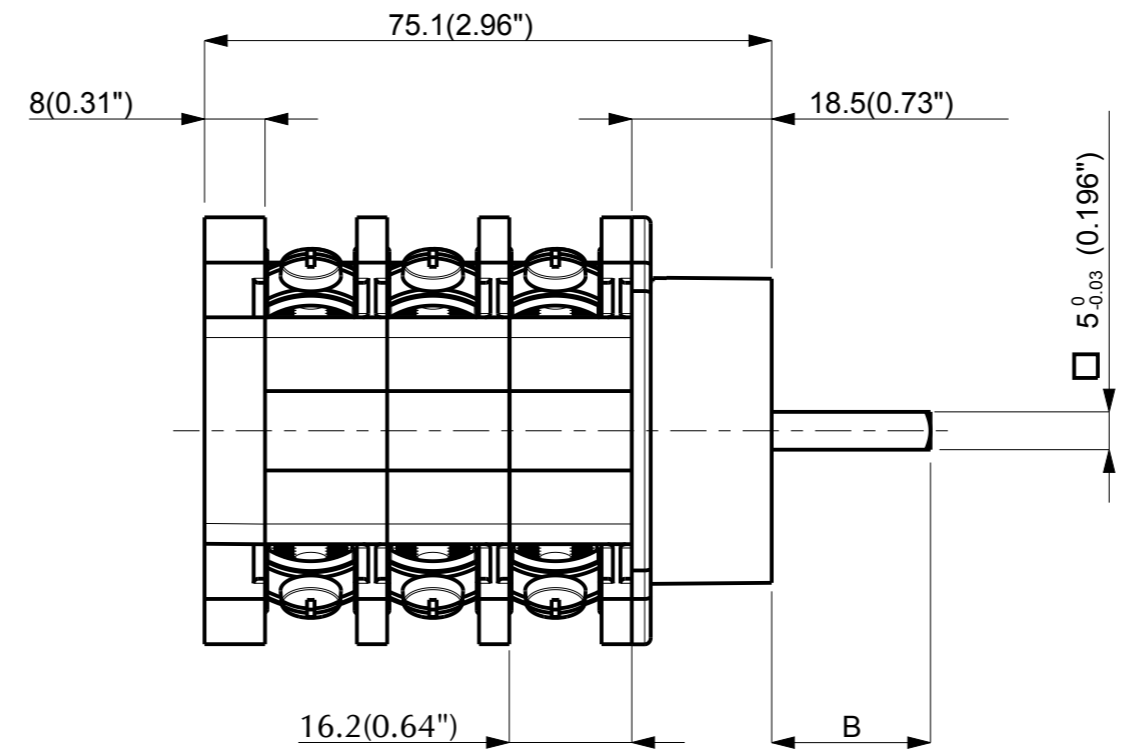
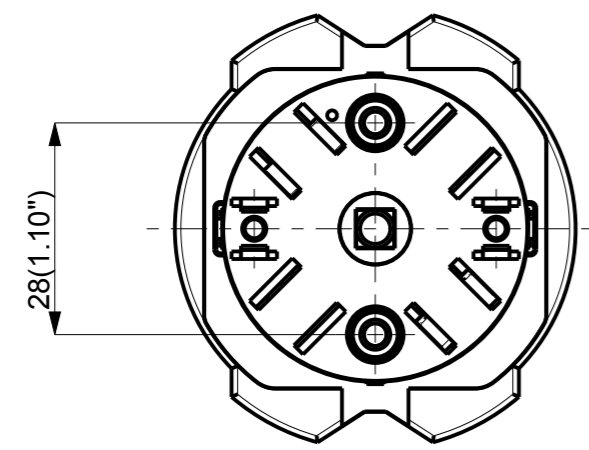


QUESTO DISEGNO NON PUO' ESSERE
RIPRODOTTO NE MOSTRATO A TERZE
PERSONE ART. 115-33 C.C.-293 C.P.

PROHIBITION OF DISTRIBUTION AND
COPY. ART. 115-33 C.C.-293 C.P.

1 2 3 4 5 6 7 8

CAVI / WIRE				
	mm ²		AWG	
	min	max	min	max
FLESSIBILE FLEXIBLE	2x2.5	2x10	16	8
RIGIDO SOLID	2x2.5	2x16		



B	
mm	inch
15	0.59
18	0.71
21	0.83
24	0.95

DIMA FORATURA PANNELLO
DRILLING TEMPLATE

2	AGGIUNTO TABELLA CAVI, DIMA DI FORATURA, MISURE IN POLLICI	4-12-13	M.R.
EDIZ./REL.	MODIFICA / REVISION	DATA/DATE	SIGLA/SIGN
MATERIALE / MATERIAL: --		FINITURA / FINISHING: --	
 	Dis/Dnw FC	Impiego Use	Scala Scale
	Contr/Ckd	--	1:1
	Data/Date: 24-Oct-13		Angoli/Angle: ± 30'
OGGETTO/OBJECT: CAV2 25/40 N°3 ELEMENTI / ELEMENTS		DISEGNO / DRAWING CAV2_25-40_3B	
		EDIZ./REL 2	

QUESTO DISEGNO NON PUO' ESSERE
RIPRODOTTO NE MOSTRATO A TERZE
PERSONE ART. 115-33 C.C.-293 C.P.

PROHIBITION OF DISTRIBUTION AND
COPY. ART. 115-33 C.C.-293 C.P.

1 2 3 4 5 6 7 8