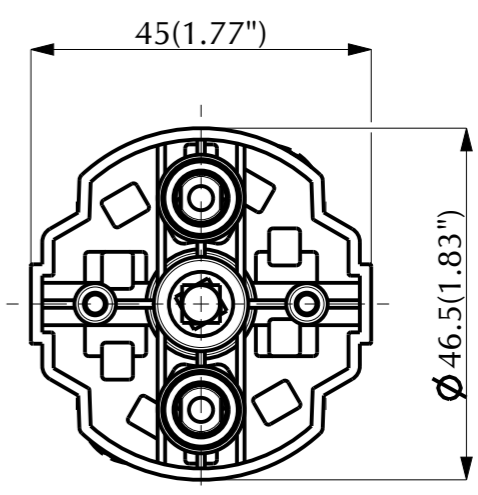
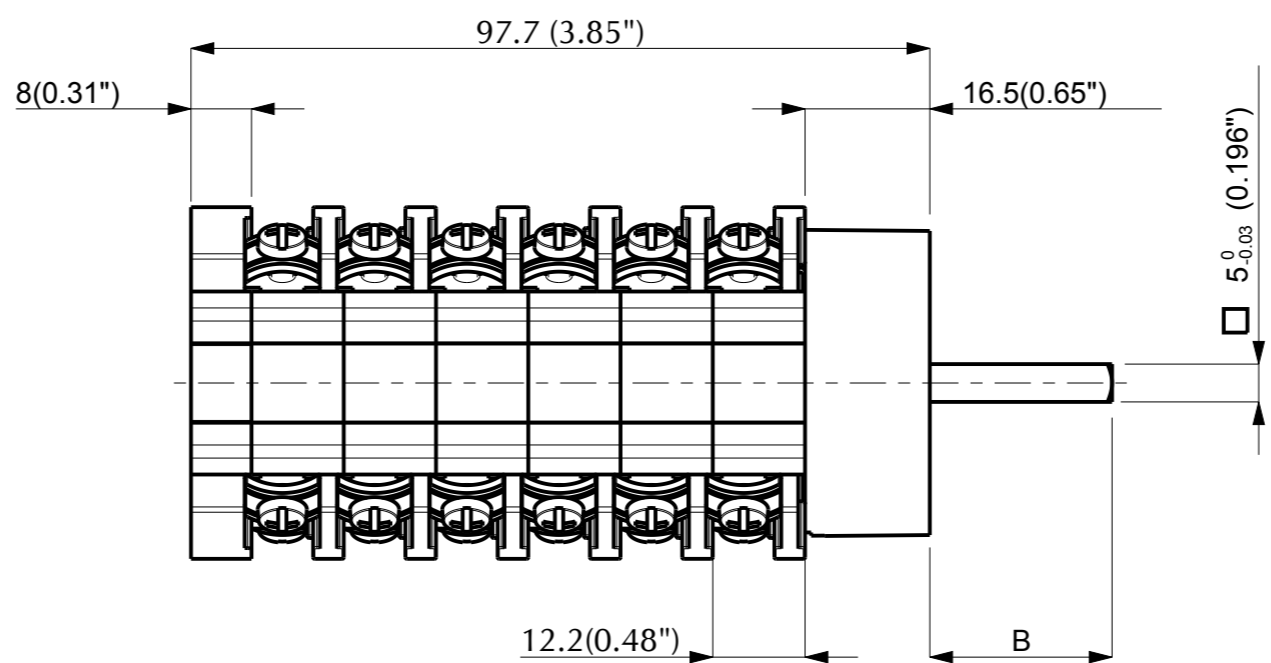
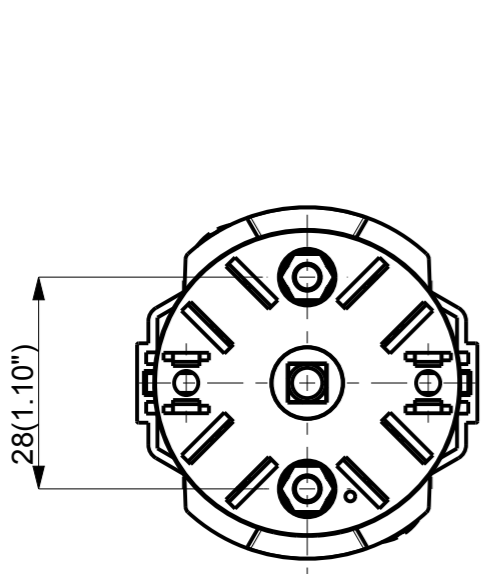


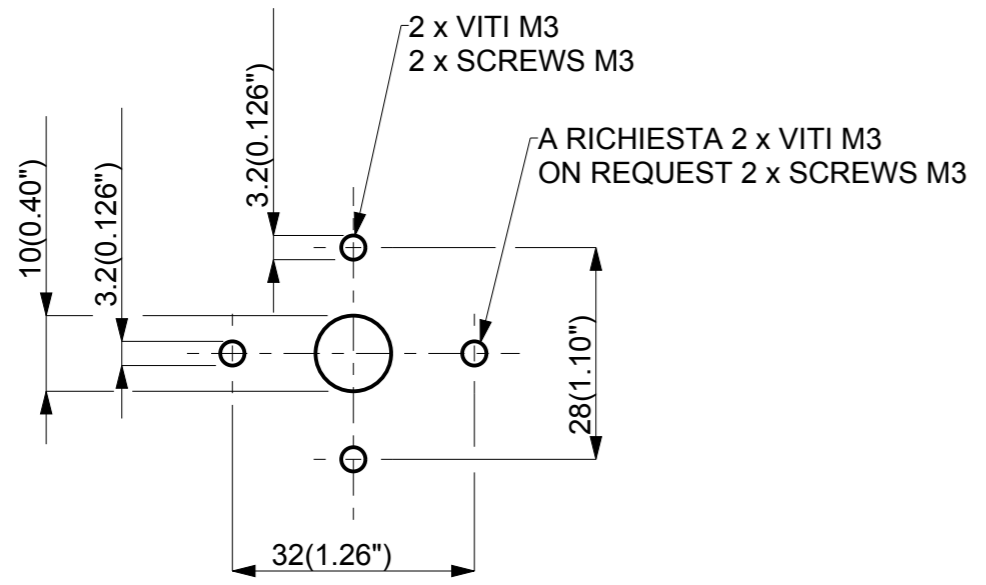
QUESTO DISEGNO NON PUO' ESSERE
RIPRODOTTO NE MOSTRATO A TERZE
PERSONE ART. 115-33 C.C.-293 C.P.

PROHIBITION OF DISTRIBUTION AND
COPY. ART. 115-33 C.C.-293 C.P.

CAVI / WIRE				
	mm ²		AWG	
	min	max	min	max
FLESSIBILE FLEXIBLE	2x1.5	2x4	16	10
RIGIDO SOLID	2x1.5	2x6		



B	
mm	inch
15	0.59
18	0.71
21	0.83
24	0.95



DIMA FORATURA PANNELLO
DRILLING TEMPLATE

2	AGGIUNTO TABELLA CAVI, DIMA DI FORATURA, MISURE IN POLLICI	27-11-13	M.R.
EDIZ./REL.	MODIFICA / REVISION	DATA/DATE	SIGLA/SIGN
MATERIALE / MATERIAL: --		FINITURA / FINISHING: --	
 	Dis/Dnw Mangiapane	Impiego Use	Scala Scale
	Contr/Ckd	--	1:1
	Data/Date: 27-Nov-13		
	Toll. Gen. Tol.	Sost. il/Rep. the	
	Lineare/Linear	Sost. dal/Rep. of	
	Angoli/Angle ± 30'	Direttorio/Directory	
OGGETTO/OBJECT: CAV2 12/26 N°6 ELEMENTI/ELEMENTS			DISEGNO / DRAWING CAV2_12-26_6B EDIZ./REL 2