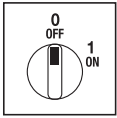

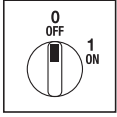

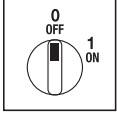

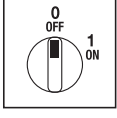
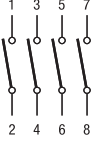
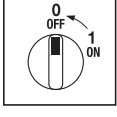
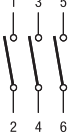
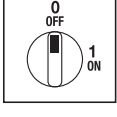
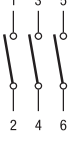
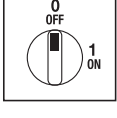
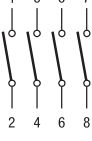


## Soluzioni standard

Oltre alle soluzioni realizzate su specifiche del cliente, Bremas offre una gamma completa di prodotti standard.


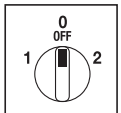
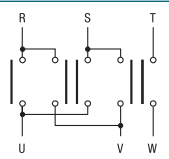

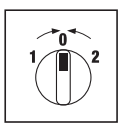
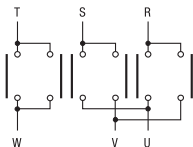


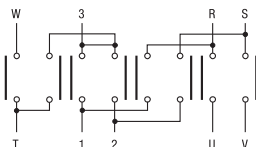
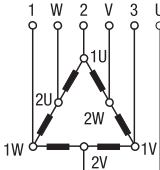
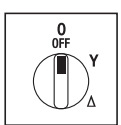
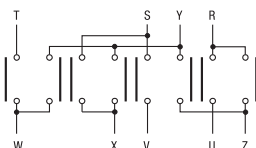
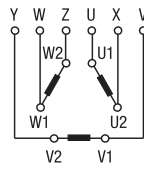
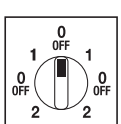
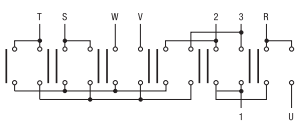
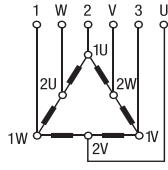
I prodotti standard sono progettati e sviluppati in linea con le esigenze più comuni dal mercato.




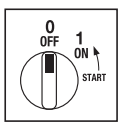
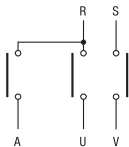
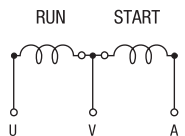
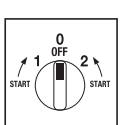
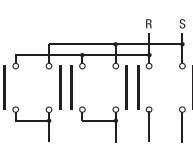
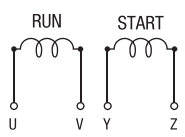
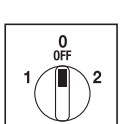
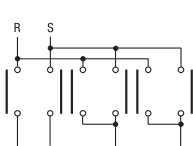
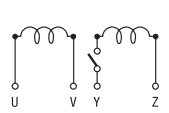
Interruttori																																									
targhetta	schema	funzione	schema elettrico	descrizione contatti/elementi	N° elementi																																				
	<b>0001</b>	Interruttore unipolare		<table border="1"> <tr><td></td><td><b>0</b></td><td></td><td></td><td></td><td>CR</td><td></td></tr> <tr><td></td><td><b>1</b></td><td>X</td><td></td><td></td><td>CA</td><td>60°</td></tr> <tr><td>Contatto</td><td></td><td>1</td><td>3</td><td>4</td><td>CQ</td><td></td></tr> <tr><td>Elemento</td><td></td><td><b>1</b></td><td></td><td></td><td>Scatto</td><td></td></tr> </table>		<b>0</b>				CR			<b>1</b>	X			CA	60°	Contatto		1	3	4	CQ		Elemento		<b>1</b>			Scatto		<b>1</b>								
	<b>0</b>				CR																																				
	<b>1</b>	X			CA	60°																																			
Contatto		1	3	4	CQ																																				
Elemento		<b>1</b>			Scatto																																				
	<b>0002</b>	Interruttore bipolare		<table border="1"> <tr><td></td><td><b>0</b></td><td></td><td></td><td></td><td>CR</td><td></td></tr> <tr><td></td><td><b>1</b></td><td>X</td><td>X</td><td></td><td>CA</td><td>60°</td></tr> <tr><td>Contatto</td><td></td><td>1</td><td>3</td><td>4</td><td>CQ</td><td></td></tr> <tr><td>Elemento</td><td></td><td><b>1</b></td><td></td><td></td><td>Scatto</td><td></td></tr> </table>		<b>0</b>				CR			<b>1</b>	X	X		CA	60°	Contatto		1	3	4	CQ		Elemento		<b>1</b>			Scatto		<b>1</b>								
	<b>0</b>				CR																																				
	<b>1</b>	X	X		CA	60°																																			
Contatto		1	3	4	CQ																																				
Elemento		<b>1</b>			Scatto																																				
	<b>0003</b>	Interruttore tripolare		<table border="1"> <tr><td></td><td><b>0</b></td><td></td><td></td><td></td><td>CR</td><td></td></tr> <tr><td></td><td><b>1</b></td><td>X</td><td>X</td><td>X</td><td>CA</td><td>60°</td></tr> <tr><td>Contatto</td><td></td><td>1</td><td>3</td><td>5</td><td>6</td><td>7</td><td>8</td><td>CQ</td><td></td></tr> <tr><td>Elemento</td><td></td><td><b>1</b></td><td><b>2</b></td><td></td><td></td><td></td><td></td><td>Scatto</td><td></td></tr> </table>		<b>0</b>				CR			<b>1</b>	X	X	X	CA	60°	Contatto		1	3	5	6	7	8	CQ		Elemento		<b>1</b>	<b>2</b>					Scatto		<b>2</b>		
	<b>0</b>				CR																																				
	<b>1</b>	X	X	X	CA	60°																																			
Contatto		1	3	5	6	7	8	CQ																																	
Elemento		<b>1</b>	<b>2</b>					Scatto																																	
	<b>0004</b>	Interruttore quadripolare		<table border="1"> <tr><td></td><td><b>0</b></td><td></td><td></td><td></td><td>CR</td><td></td></tr> <tr><td></td><td><b>1</b></td><td>X</td><td>X</td><td>X</td><td>CA</td><td>60°</td></tr> <tr><td>Contatto</td><td></td><td>1</td><td>3</td><td>4</td><td>6</td><td>7</td><td>8</td><td>CQ</td><td></td></tr> <tr><td>Elemento</td><td></td><td><b>1</b></td><td><b>2</b></td><td></td><td></td><td></td><td></td><td>Scatto</td><td></td></tr> </table>		<b>0</b>				CR			<b>1</b>	X	X	X	CA	60°	Contatto		1	3	4	6	7	8	CQ		Elemento		<b>1</b>	<b>2</b>					Scatto		<b>2</b>		
	<b>0</b>				CR																																				
	<b>1</b>	X	X	X	CA	60°																																			
Contatto		1	3	4	6	7	8	CQ																																	
Elemento		<b>1</b>	<b>2</b>					Scatto																																	
	<b>0035</b>	Interruttore tripolare con autoritorno in "0"		<table border="1"> <tr><td></td><td><b>0</b></td><td></td><td></td><td></td><td>CR</td><td></td></tr> <tr><td></td><td><b>1</b></td><td>X</td><td>X</td><td>X</td><td>CA</td><td>45°</td></tr> <tr><td>Contatto</td><td></td><td>1</td><td>3</td><td>4</td><td>5</td><td>6</td><td>7</td><td>8</td><td>CQ</td><td></td></tr> <tr><td>Elemento</td><td></td><td><b>1</b></td><td><b>2</b></td><td></td><td></td><td></td><td></td><td>Scatto</td><td></td></tr> </table>		<b>0</b>				CR			<b>1</b>	X	X	X	CA	45°	Contatto		1	3	4	5	6	7	8	CQ		Elemento		<b>1</b>	<b>2</b>					Scatto		<b>2</b>	
	<b>0</b>				CR																																				
	<b>1</b>	X	X	X	CA	45°																																			
Contatto		1	3	4	5	6	7	8	CQ																																
Elemento		<b>1</b>	<b>2</b>					Scatto																																	
	<b>00G3</b>	Interruttore tripolare scatto a 90° con finitura lucchettabile		<table border="1"> <tr><td></td><td><b>0</b></td><td></td><td></td><td></td><td>CR</td><td></td></tr> <tr><td></td><td><b>1</b></td><td>X</td><td>X</td><td>X</td><td>CA</td><td>90°</td></tr> <tr><td>Contatto</td><td></td><td>1</td><td>3</td><td>4</td><td>5</td><td>6</td><td>7</td><td>8</td><td>CQ</td><td></td></tr> <tr><td>Elemento</td><td></td><td><b>1</b></td><td><b>2</b></td><td></td><td></td><td></td><td></td><td>Scatto</td><td></td></tr> </table>		<b>0</b>				CR			<b>1</b>	X	X	X	CA	90°	Contatto		1	3	4	5	6	7	8	CQ		Elemento		<b>1</b>	<b>2</b>					Scatto		<b>2</b>	
	<b>0</b>				CR																																				
	<b>1</b>	X	X	X	CA	90°																																			
Contatto		1	3	4	5	6	7	8	CQ																																
Elemento		<b>1</b>	<b>2</b>					Scatto																																	
	<b>00G4</b>	Interruttore quadripolare scatto a 90° con finitura lucchettabile		<table border="1"> <tr><td></td><td><b>0</b></td><td></td><td></td><td></td><td>CR</td><td></td></tr> <tr><td></td><td><b>1</b></td><td>X</td><td>X</td><td>X</td><td>CA</td><td>90°</td></tr> <tr><td>Contatto</td><td></td><td>1</td><td>3</td><td>4</td><td>5</td><td>6</td><td>7</td><td>8</td><td>CQ</td><td></td></tr> <tr><td>Elemento</td><td></td><td><b>1</b></td><td><b>2</b></td><td></td><td></td><td></td><td></td><td>Scatto</td><td></td></tr> </table>		<b>0</b>				CR			<b>1</b>	X	X	X	CA	90°	Contatto		1	3	4	5	6	7	8	CQ		Elemento		<b>1</b>	<b>2</b>					Scatto		<b>2</b>	
	<b>0</b>				CR																																				
	<b>1</b>	X	X	X	CA	90°																																			
Contatto		1	3	4	5	6	7	8	CQ																																
Elemento		<b>1</b>	<b>2</b>					Scatto																																	

Commutatori																																																													
targhetta	schema	funzione	schema elettrico	descrizione contatti/elementi	N° elementi																																																								
	<b>0005</b>	Commutatore di linea unipolare		<table border="1"> <tr><td>2</td><td></td><td></td><td>X</td><td>CR</td><td rowspan="3">60°</td></tr> <tr><td>0</td><td></td><td></td><td></td><td>CA</td></tr> <tr><td>1</td><td>X</td><td></td><td></td><td>CQ</td></tr> <tr><td>Contatto</td><td>1</td><td>2</td><td>3</td><td>4</td><td rowspan="2">Scatto</td></tr> <tr><td>Elemento</td><td colspan="4">1</td></tr> </table>	2			X	CR	60°	0				CA	1	X			CQ	Contatto	1	2	3	4	Scatto	Elemento	1				<b>1</b>																													
2			X	CR	60°																																																								
0				CA																																																									
1	X			CQ																																																									
Contatto	1	2	3	4	Scatto																																																								
Elemento	1																																																												
	<b>0006</b>	Commutatore di linea bipolare		<table border="1"> <tr><td>2</td><td></td><td></td><td>X</td><td>X</td><td>CR</td><td rowspan="3">60°</td></tr> <tr><td>0</td><td></td><td></td><td></td><td></td><td>CA</td></tr> <tr><td>1</td><td>X</td><td></td><td>X</td><td></td><td>CQ</td></tr> <tr><td>Contatto</td><td>1</td><td>2</td><td>3</td><td>4</td><td>5</td><td>6</td><td>7</td><td>8</td><td rowspan="2">Scatto</td></tr> <tr><td>Elemento</td><td colspan="2">1</td><td colspan="2">2</td></tr> </table>	2			X	X	CR	60°	0					CA	1	X		X		CQ	Contatto	1	2	3	4	5	6	7	8	Scatto	Elemento	1		2		<b>2</b>																						
2			X	X	CR	60°																																																							
0					CA																																																								
1	X		X		CQ																																																								
Contatto	1	2	3	4	5	6	7	8	Scatto																																																				
Elemento	1		2																																																										
	<b>0007</b>	Commutatore di linea tripolare		<table border="1"> <tr><td>2</td><td></td><td></td><td>X</td><td>X</td><td>X</td><td>CR</td><td rowspan="3">60°</td></tr> <tr><td>0</td><td></td><td></td><td></td><td></td><td></td><td>CA</td></tr> <tr><td>1</td><td>X</td><td></td><td>X</td><td></td><td>X</td><td>CQ</td></tr> <tr><td>Contatto</td><td>1</td><td>2</td><td>3</td><td>4</td><td>5</td><td>6</td><td>7</td><td>8</td><td>9</td><td>10</td><td>11</td><td>12</td><td rowspan="2">Scatto</td></tr> <tr><td>Elemento</td><td colspan="3">1</td><td colspan="2">2</td><td colspan="3">3</td></tr> </table>	2			X	X	X	CR	60°	0						CA	1	X		X		X	CQ	Contatto	1	2	3	4	5	6	7	8	9	10	11	12	Scatto	Elemento	1			2		3			<b>3</b>											
2			X	X	X	CR	60°																																																						
0						CA																																																							
1	X		X		X	CQ																																																							
Contatto	1	2	3	4	5	6	7	8	9	10	11	12	Scatto																																																
Elemento	1			2		3																																																							
	<b>0039</b>	Commutatore di linea quadripolare		<table border="1"> <tr><td>2</td><td></td><td></td><td>X</td><td>X</td><td>X</td><td>X</td><td>CR</td><td rowspan="3">60°</td></tr> <tr><td>0</td><td></td><td></td><td></td><td></td><td></td><td></td><td>CA</td></tr> <tr><td>1</td><td>X</td><td></td><td>X</td><td></td><td>X</td><td>X</td><td>CQ</td></tr> <tr><td>Contatto</td><td>1</td><td>2</td><td>3</td><td>4</td><td>5</td><td>6</td><td>7</td><td>8</td><td>9</td><td>10</td><td>11</td><td>12</td><td>13</td><td>14</td><td>15</td><td>16</td><td rowspan="2">Scatto</td></tr> <tr><td>Elemento</td><td colspan="2">1</td><td colspan="2">2</td><td colspan="3">3</td><td colspan="4">4</td></tr> </table>	2			X	X	X	X	CR	60°	0							CA	1	X		X		X	X	CQ	Contatto	1	2	3	4	5	6	7	8	9	10	11	12	13	14	15	16	Scatto	Elemento	1		2		3			4				<b>4</b>	
2			X	X	X	X	CR	60°																																																					
0							CA																																																						
1	X		X		X	X	CQ																																																						
Contatto	1	2	3	4	5	6	7	8	9	10	11	12	13	14	15	16	Scatto																																												
Elemento	1		2		3			4																																																					

**Commutatori per comando motori trifase**

targhetta	schema	funzione	schema elettrico	descrizione contatti/elementi	 N° elementi																																																																																																
	<b>0008</b>	Invertitore di marcia tripolare		<table border="1"> <tr><td>2</td><td></td><td>XX</td><td>XX</td><td>XX</td><td>CR</td></tr> <tr><td>0</td><td></td><td></td><td></td><td></td><td>CA 60°</td></tr> <tr><td>1</td><td></td><td></td><td></td><td></td><td>CQ</td></tr> <tr><td>Contatto</td><td>1</td><td>2</td><td>3</td><td>4</td><td>5</td><td>6</td><td>7</td><td>8</td><td>9</td><td>10</td><td>11</td><td>12</td><td>Scatto</td></tr> <tr><td>Elemento</td><td>1</td><td>2</td><td>3</td><td></td><td></td><td></td><td></td><td></td><td></td><td></td><td></td><td></td><td></td></tr> </table>	2		XX	XX	XX	CR	0					CA 60°	1					CQ	Contatto	1	2	3	4	5	6	7	8	9	10	11	12	Scatto	Elemento	1	2	3											 <b>3</b>																																																		
2		XX	XX	XX	CR																																																																																																
0					CA 60°																																																																																																
1					CQ																																																																																																
Contatto	1	2	3	4	5	6	7	8	9	10	11	12	Scatto																																																																																								
Elemento	1	2	3																																																																																																		
	<b>0036</b>	Invertitore tripolare con autoritorno in "0"		<table border="1"> <tr><td>2</td><td></td><td>XX</td><td>XX</td><td>XX</td><td>CR</td></tr> <tr><td>0</td><td></td><td></td><td></td><td></td><td>CA 45°</td></tr> <tr><td>1</td><td></td><td>X</td><td></td><td>XX</td><td>CQ</td></tr> <tr><td>Contatto</td><td>1</td><td>2</td><td>3</td><td>4</td><td>5</td><td>6</td><td>7</td><td>8</td><td>9</td><td>10</td><td>11</td><td>12</td><td>Scatto</td></tr> <tr><td>Elemento</td><td>1</td><td>2</td><td>3</td><td></td><td></td><td></td><td></td><td></td><td></td><td></td><td></td><td></td><td></td></tr> </table>	2		XX	XX	XX	CR	0					CA 45°	1		X		XX	CQ	Contatto	1	2	3	4	5	6	7	8	9	10	11	12	Scatto	Elemento	1	2	3											 <b>3</b>																																																		
2		XX	XX	XX	CR																																																																																																
0					CA 45°																																																																																																
1		X		XX	CQ																																																																																																
Contatto	1	2	3	4	5	6	7	8	9	10	11	12	Scatto																																																																																								
Elemento	1	2	3																																																																																																		
	<b>0009</b>	Commutatore di poli Dahlander		<table border="1"> <tr><td>2</td><td>X</td><td>XX</td><td>XX</td><td>XX</td><td>CR</td></tr> <tr><td>0</td><td></td><td></td><td></td><td></td><td>CA 60°</td></tr> <tr><td>1</td><td></td><td>X</td><td></td><td>XX</td><td>CQ</td></tr> <tr><td>Contatto</td><td>1</td><td>2</td><td>3</td><td>4</td><td>5</td><td>6</td><td>7</td><td>8</td><td>9</td><td>10</td><td>11</td><td>12</td><td>13</td><td>14</td><td>15</td><td>16</td><td>Scatto</td></tr> <tr><td>Elemento</td><td>1</td><td>2</td><td>3</td><td>4</td><td></td><td></td><td></td><td></td><td></td><td></td><td></td><td></td><td></td><td></td><td></td><td></td><td></td></tr> </table>	2	X	XX	XX	XX	CR	0					CA 60°	1		X		XX	CQ	Contatto	1	2	3	4	5	6	7	8	9	10	11	12	13	14	15	16	Scatto	Elemento	1	2	3	4														 <b>4</b>																																										
2	X	XX	XX	XX	CR																																																																																																
0					CA 60°																																																																																																
1		X		XX	CQ																																																																																																
Contatto	1	2	3	4	5	6	7	8	9	10	11	12	13	14	15	16	Scatto																																																																																				
Elemento	1	2	3	4																																																																																																	
	<b>0010</b>	Avviatore stella-triangolo		<table border="1"> <tr><td>Δ</td><td>XX</td><td>XX</td><td>XX</td><td>XX</td><td>CR</td></tr> <tr><td>Y</td><td>X</td><td></td><td>XX</td><td>XX</td><td>CA 60°</td></tr> <tr><td>0</td><td></td><td></td><td></td><td></td><td>CQ</td></tr> <tr><td>Contatto</td><td>1</td><td>2</td><td>3</td><td>4</td><td>5</td><td>6</td><td>7</td><td>8</td><td>9</td><td>10</td><td>11</td><td>12</td><td>13</td><td>14</td><td>15</td><td>16</td><td>Scatto</td></tr> <tr><td>Elemento</td><td>1</td><td>2</td><td>3</td><td>4</td><td></td><td></td><td></td><td></td><td></td><td></td><td></td><td></td><td></td><td></td><td></td><td></td><td></td></tr> </table>	Δ	XX	XX	XX	XX	CR	Y	X		XX	XX	CA 60°	0					CQ	Contatto	1	2	3	4	5	6	7	8	9	10	11	12	13	14	15	16	Scatto	Elemento	1	2	3	4														 <b>4</b>																																										
Δ	XX	XX	XX	XX	CR																																																																																																
Y	X		XX	XX	CA 60°																																																																																																
0					CQ																																																																																																
Contatto	1	2	3	4	5	6	7	8	9	10	11	12	13	14	15	16	Scatto																																																																																				
Elemento	1	2	3	4																																																																																																	
	<b>0011</b>	Commutatore di poli con inversione		<table border="1"> <tr><td>2</td><td>X</td><td>XX</td><td>XX</td><td>XX</td><td>CR</td></tr> <tr><td>0</td><td></td><td></td><td></td><td></td><td>CA 45°</td></tr> <tr><td>1</td><td>X</td><td></td><td>XX</td><td>XX</td><td>CQ</td></tr> <tr><td>0</td><td></td><td></td><td></td><td></td><td></td></tr> <tr><td>1</td><td>XX</td><td></td><td>XX</td><td>XX</td><td></td></tr> <tr><td>0</td><td></td><td></td><td></td><td></td><td></td></tr> <tr><td>2</td><td>XX</td><td>XX</td><td></td><td>XX</td><td>XX</td><td></td></tr> <tr><td>Contatto</td><td>1</td><td>2</td><td>3</td><td>4</td><td>5</td><td>6</td><td>7</td><td>8</td><td>9</td><td>10</td><td>11</td><td>12</td><td>13</td><td>14</td><td>15</td><td>16</td><td>17</td><td>18</td><td>19</td><td>20</td><td>21</td><td>22</td><td>23</td><td>24</td><td>Scatto</td></tr> <tr><td>Elemento</td><td>1</td><td>2</td><td>3</td><td>4</td><td>5</td><td>6</td><td></td><td></td><td></td><td></td><td></td><td></td><td></td><td></td><td></td><td></td><td></td><td></td><td></td><td></td><td></td><td></td><td></td><td></td><td></td><td></td></tr> </table>	2	X	XX	XX	XX	CR	0					CA 45°	1	X		XX	XX	CQ	0						1	XX		XX	XX		0						2	XX	XX		XX	XX		Contatto	1	2	3	4	5	6	7	8	9	10	11	12	13	14	15	16	17	18	19	20	21	22	23	24	Scatto	Elemento	1	2	3	4	5	6																					 <b>6</b>
2	X	XX	XX	XX	CR																																																																																																
0					CA 45°																																																																																																
1	X		XX	XX	CQ																																																																																																
0																																																																																																					
1	XX		XX	XX																																																																																																	
0																																																																																																					
2	XX	XX		XX	XX																																																																																																
Contatto	1	2	3	4	5	6	7	8	9	10	11	12	13	14	15	16	17	18	19	20	21	22	23	24	Scatto																																																																												
Elemento	1	2	3	4	5	6																																																																																															

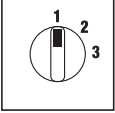
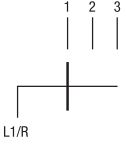
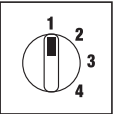
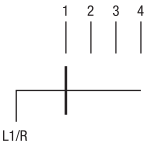
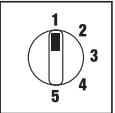
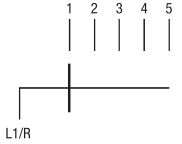
**Commutatori per comando motori monofase**

targhetta	schema	funzione	schema elettrico	descrizione contatti/elementi	 N° elementi																																																
	<b>0031</b>	Interruttore per motore monofase con fase aux.		<table border="1"> <tr><td>Avv</td><td>X</td><td>XX</td><td>XX</td><td>CR</td></tr> <tr><td>1</td><td></td><td></td><td></td><td>CA 45°</td></tr> <tr><td>0</td><td></td><td></td><td></td><td>CQ</td></tr> <tr><td>Contatto</td><td>1</td><td>2</td><td>3</td><td>4</td><td>5</td><td>6</td><td>7</td><td>8</td><td>Scatto</td></tr> <tr><td>Elemento</td><td>1</td><td>2</td><td></td><td></td><td></td><td></td><td></td><td></td></tr> </table>	Avv	X	XX	XX	CR	1				CA 45°	0				CQ	Contatto	1	2	3	4	5	6	7	8	Scatto	Elemento	1	2							 <b>2</b>														
Avv	X	XX	XX	CR																																																	
1				CA 45°																																																	
0				CQ																																																	
Contatto	1	2	3	4	5	6	7	8	Scatto																																												
Elemento	1	2																																																			
	<b>0032</b>	Invertitore per motore monofase con fase aux.		<table border="1"> <tr><td>Avv</td><td>XX</td><td>XX</td><td>XX</td><td>CR</td></tr> <tr><td>1</td><td></td><td>X</td><td>XX</td><td>CA 45°</td></tr> <tr><td>0</td><td></td><td></td><td></td><td>CQ</td></tr> <tr><td>Avv</td><td>X</td><td></td><td>XX</td><td></td></tr> <tr><td>Contatto</td><td>1</td><td>2</td><td>3</td><td>4</td><td>5</td><td>6</td><td>7</td><td>8</td><td>9</td><td>10</td><td>11</td><td>12</td><td>Scatto</td></tr> <tr><td>Elemento</td><td>1</td><td>2</td><td>3</td><td></td><td></td><td></td><td></td><td></td><td></td><td></td><td></td><td></td><td></td></tr> </table>	Avv	XX	XX	XX	CR	1		X	XX	CA 45°	0				CQ	Avv	X		XX		Contatto	1	2	3	4	5	6	7	8	9	10	11	12	Scatto	Elemento	1	2	3											 <b>3</b>
Avv	XX	XX	XX	CR																																																	
1		X	XX	CA 45°																																																	
0				CQ																																																	
Avv	X		XX																																																		
Contatto	1	2	3	4	5	6	7	8	9	10	11	12	Scatto																																								
Elemento	1	2	3																																																		
	<b>0034</b>	Invertitore per motore monofase + esclusore centrifuga		<table border="1"> <tr><td>2</td><td>XX</td><td>XX</td><td>XX</td><td>CR</td></tr> <tr><td>0</td><td></td><td></td><td></td><td>CA 45°</td></tr> <tr><td>1</td><td>XX</td><td>X</td><td>X</td><td>CQ</td></tr> <tr><td>Contatto</td><td>1</td><td>2</td><td>3</td><td>4</td><td>5</td><td>6</td><td>7</td><td>8</td><td>9</td><td>10</td><td>11</td><td>12</td><td>Scatto</td></tr> <tr><td>Elemento</td><td>1</td><td>2</td><td>3</td><td></td><td></td><td></td><td></td><td></td><td></td><td></td><td></td><td></td><td></td></tr> </table>	2	XX	XX	XX	CR	0				CA 45°	1	XX	X	X	CQ	Contatto	1	2	3	4	5	6	7	8	9	10	11	12	Scatto	Elemento	1	2	3											 <b>3</b>					
2	XX	XX	XX	CR																																																	
0				CA 45°																																																	
1	XX	X	X	CQ																																																	
Contatto	1	2	3	4	5	6	7	8	9	10	11	12	Scatto																																								
Elemento	1	2	3																																																		

### Commutatori voltmetrici & amperometrici

targhetta	schema	funzione	schema elettrico	descrizione contatti/elementi	N° elementi																																																																																																												
		Commutatore voltmetrico tre tensioni concatenate		<table border="1"> <tr> <td>L3-L1</td> <td>X</td> <td>X</td> <td></td> <td></td> <td></td> <td></td> <td></td> <td>CR</td> <td rowspan="4">CA 45° CQ</td> </tr> <tr> <td>L2-L3</td> <td></td> <td></td> <td>X</td> <td>X</td> <td></td> <td></td> <td></td> <td>CA</td> </tr> <tr> <td>L1-L2</td> <td>X</td> <td></td> <td></td> <td></td> <td>X</td> <td>X</td> <td></td> <td>CQ</td> </tr> <tr> <td>0</td> <td></td> <td></td> <td></td> <td></td> <td></td> <td></td> <td></td> <td>0</td> </tr> <tr> <td>Contatto</td> <td>1</td> <td>2</td> <td>3</td> <td>4</td> <td>5</td> <td>6</td> <td>7</td> <td>8</td> <td>Scatto</td> </tr> <tr> <td>Elemento</td> <td colspan="2">1</td> <td colspan="2">2</td> <td colspan="4"></td> <td></td> </tr> </table>	L3-L1	X	X						CR	CA 45° CQ	L2-L3			X	X				CA	L1-L2	X				X	X		CQ	0								0	Contatto	1	2	3	4	5	6	7	8	Scatto	Elemento	1		2								2																																																		
L3-L1	X	X						CR	CA 45° CQ																																																																																																								
L2-L3			X	X				CA																																																																																																									
L1-L2	X				X	X		CQ																																																																																																									
0								0																																																																																																									
Contatto	1	2	3	4	5	6	7	8	Scatto																																																																																																								
Elemento	1		2																																																																																																														
		Commutatore voltmetrico tre tensioni concatenate + tre tensioni di fase		<table border="1"> <tr> <td>L3-N</td> <td>X</td> <td></td> <td></td> <td></td> <td></td> <td></td> <td></td> <td></td> <td rowspan="4">CR CA 45° CQ</td> </tr> <tr> <td>L2-N</td> <td></td> <td></td> <td>X</td> <td></td> <td></td> <td></td> <td></td> <td></td> <td>CR</td> </tr> <tr> <td>L1-N</td> <td></td> <td></td> <td></td> <td></td> <td>X</td> <td>X</td> <td>X</td> <td></td> <td>CA</td> </tr> <tr> <td>0</td> <td></td> <td></td> <td></td> <td></td> <td></td> <td></td> <td></td> <td></td> <td>CQ</td> </tr> <tr> <td>L1-L2</td> <td></td> <td></td> <td></td> <td></td> <td>X</td> <td>X</td> <td></td> <td></td> <td></td> </tr> <tr> <td>L2-L3</td> <td></td> <td></td> <td>X</td> <td>X</td> <td></td> <td></td> <td></td> <td></td> <td></td> </tr> <tr> <td>L3-L1</td> <td></td> <td></td> <td>X</td> <td></td> <td></td> <td></td> <td>X</td> <td></td> <td></td> </tr> <tr> <td>0</td> <td></td> <td></td> <td></td> <td></td> <td></td> <td></td> <td></td> <td></td> <td>0</td> </tr> <tr> <td>Contatto</td> <td>1</td> <td>2</td> <td>3</td> <td>4</td> <td>5</td> <td>6</td> <td>7</td> <td>8</td> <td>9</td> <td>10</td> <td>11</td> <td>12</td> <td>Scatto</td> </tr> <tr> <td>Elemento</td> <td colspan="2">1</td> <td colspan="2">2</td> <td colspan="3">3</td> <td colspan="4"></td> <td></td> </tr> </table>	L3-N	X								CR CA 45° CQ	L2-N			X						CR	L1-N					X	X	X		CA	0									CQ	L1-L2					X	X				L2-L3			X	X						L3-L1			X				X			0									0	Contatto	1	2	3	4	5	6	7	8	9	10	11	12	Scatto	Elemento	1		2		3									3
L3-N	X								CR CA 45° CQ																																																																																																								
L2-N			X							CR																																																																																																							
L1-N					X	X	X			CA																																																																																																							
0										CQ																																																																																																							
L1-L2					X	X																																																																																																											
L2-L3			X	X																																																																																																													
L3-L1			X				X																																																																																																										
0									0																																																																																																								
Contatto	1	2	3	4	5	6	7	8	9	10	11	12	Scatto																																																																																																				
Elemento	1		2		3																																																																																																												
		Commutatore amperometrico unipolare per 3 riduttori		<table border="1"> <tr> <td></td> <td></td> <td></td> <td>X</td> <td>X</td> <td>X</td> <td>X</td> <td></td> <td></td> <td rowspan="4">CR CA 90° CQ</td> </tr> <tr> <td>3</td> <td></td> <td></td> <td>X</td> <td>X</td> <td>X</td> <td>X</td> <td></td> <td></td> <td>CR</td> </tr> <tr> <td>2</td> <td></td> <td></td> <td></td> <td></td> <td>X</td> <td>X</td> <td>X</td> <td>X</td> <td>CA</td> </tr> <tr> <td>1</td> <td></td> <td></td> <td></td> <td></td> <td></td> <td>X</td> <td>X</td> <td>X</td> <td>CQ</td> </tr> <tr> <td>0</td> <td></td> <td></td> <td>X</td> <td>X</td> <td>X</td> <td>X</td> <td></td> <td></td> <td>0</td> </tr> <tr> <td>Contatto</td> <td>1</td> <td>2</td> <td>3</td> <td>4</td> <td>5</td> <td>6</td> <td>7</td> <td>8</td> <td>9</td> <td>10</td> <td>11</td> <td>12</td> <td>Scatto</td> </tr> <tr> <td>Elemento</td> <td colspan="2">1</td> <td colspan="2">2</td> <td colspan="3">3</td> <td colspan="4"></td> <td></td> </tr> </table>				X	X	X	X			CR CA 90° CQ	3			X	X	X	X			CR	2					X	X	X	X	CA	1						X	X	X	CQ	0			X	X	X	X			0	Contatto	1	2	3	4	5	6	7	8	9	10	11	12	Scatto	Elemento	1		2		3									3																														
			X	X	X	X			CR CA 90° CQ																																																																																																								
3			X	X	X	X				CR																																																																																																							
2					X	X	X	X		CA																																																																																																							
1						X	X	X		CQ																																																																																																							
0			X	X	X	X			0																																																																																																								
Contatto	1	2	3	4	5	6	7	8	9	10	11	12	Scatto																																																																																																				
Elemento	1		2		3																																																																																																												

Commutatori multivia																																																																																				
targhetta	schema	funzione	schema elettrico	descrizione contatti/elementi	N° elementi																																																																															
	<b>MZ13</b>	Commutatore multivia 1 polo 3 vie con 0		<table border="1"> <tr><td>3</td><td></td><td></td><td></td><td>×</td><td></td><td>CR</td></tr> <tr><td>2</td><td>×</td><td></td><td></td><td></td><td></td><td>CA 45°</td></tr> <tr><td>1</td><td></td><td></td><td></td><td>×</td><td></td><td>CQ</td></tr> <tr><td>0</td><td></td><td></td><td></td><td></td><td></td><td></td></tr> <tr><td>Contatto</td><td>1</td><td>2</td><td>3</td><td>4</td><td>5</td><td>6</td><td>7</td><td>8</td><td>Scatto</td></tr> <tr><td>Elemento</td><td colspan="2">1</td><td colspan="2">2</td><td colspan="4"></td><td></td></tr> </table>	3				×		CR	2	×					CA 45°	1				×		CQ	0							Contatto	1	2	3	4	5	6	7	8	Scatto	Elemento	1		2							2																															
3				×		CR																																																																														
2	×					CA 45°																																																																														
1				×		CQ																																																																														
0																																																																																				
Contatto	1	2	3	4	5	6	7	8	Scatto																																																																											
Elemento	1		2																																																																																	
	<b>MZ14</b>	Commutatore multivia 1 polo 4 vie con 0		<table border="1"> <tr><td>4</td><td></td><td></td><td>×</td><td></td><td></td><td>CR</td></tr> <tr><td>3</td><td></td><td></td><td></td><td></td><td></td><td>CA 45°</td></tr> <tr><td>2</td><td>×</td><td></td><td></td><td></td><td></td><td>CQ</td></tr> <tr><td>1</td><td></td><td></td><td></td><td>×</td><td></td><td></td></tr> <tr><td>0</td><td></td><td></td><td></td><td></td><td></td><td></td></tr> <tr><td>Contatto</td><td>1</td><td>2</td><td>3</td><td>4</td><td>5</td><td>6</td><td>7</td><td>8</td><td>Scatto</td></tr> <tr><td>Elemento</td><td colspan="2">1</td><td colspan="2">2</td><td colspan="4"></td><td></td></tr> </table>	4			×			CR	3						CA 45°	2	×					CQ	1				×			0							Contatto	1	2	3	4	5	6	7	8	Scatto	Elemento	1		2							2																								
4			×			CR																																																																														
3						CA 45°																																																																														
2	×					CQ																																																																														
1				×																																																																																
0																																																																																				
Contatto	1	2	3	4	5	6	7	8	Scatto																																																																											
Elemento	1		2																																																																																	
	<b>MZ23</b>	Commutatore multivia 2 poli 3 vie con 0		<table border="1"> <tr><td>3</td><td>×</td><td>×</td><td></td><td></td><td></td><td>CR</td></tr> <tr><td>2</td><td></td><td></td><td>×</td><td>×</td><td></td><td>CA 45°</td></tr> <tr><td>1</td><td></td><td></td><td></td><td></td><td>×</td><td>CQ</td></tr> <tr><td>0</td><td></td><td></td><td></td><td></td><td></td><td></td></tr> <tr><td>Contatto</td><td>1</td><td>2</td><td>3</td><td>4</td><td>5</td><td>6</td><td>7</td><td>8</td><td>9</td><td>10</td><td>11</td><td>12</td><td>Scatto</td></tr> <tr><td>Elemento</td><td colspan="2">1</td><td colspan="2">2</td><td colspan="3">3</td><td colspan="4"></td><td></td></tr> </table>	3	×	×				CR	2			×	×		CA 45°	1					×	CQ	0							Contatto	1	2	3	4	5	6	7	8	9	10	11	12	Scatto	Elemento	1		2		3								3																								
3	×	×				CR																																																																														
2			×	×		CA 45°																																																																														
1					×	CQ																																																																														
0																																																																																				
Contatto	1	2	3	4	5	6	7	8	9	10	11	12	Scatto																																																																							
Elemento	1		2		3																																																																															
	<b>MZ24</b>	Commutatore multivia 2 poli 4 vie con 0		<table border="1"> <tr><td>4</td><td></td><td></td><td>×</td><td>×</td><td></td><td></td><td>CR</td></tr> <tr><td>3</td><td></td><td></td><td></td><td></td><td>×</td><td>×</td><td>CA 45°</td></tr> <tr><td>2</td><td></td><td></td><td>×</td><td></td><td></td><td></td><td>CQ</td></tr> <tr><td>1</td><td>×</td><td></td><td></td><td></td><td></td><td>×</td><td></td></tr> <tr><td>0</td><td></td><td></td><td></td><td></td><td></td><td></td><td></td></tr> <tr><td>Contatto</td><td>1</td><td>2</td><td>3</td><td>4</td><td>5</td><td>6</td><td>7</td><td>8</td><td>9</td><td>10</td><td>11</td><td>12</td><td>13</td><td>14</td><td>15</td><td>16</td><td>Scatto</td></tr> <tr><td>Elemento</td><td colspan="2">1</td><td colspan="2">2</td><td colspan="2">3</td><td colspan="2">4</td><td colspan="7"></td><td></td></tr> </table>	4			×	×			CR	3					×	×	CA 45°	2			×				CQ	1	×					×		0								Contatto	1	2	3	4	5	6	7	8	9	10	11	12	13	14	15	16	Scatto	Elemento	1		2		3		4										4				
4			×	×			CR																																																																													
3					×	×	CA 45°																																																																													
2			×				CQ																																																																													
1	×					×																																																																														
0																																																																																				
Contatto	1	2	3	4	5	6	7	8	9	10	11	12	13	14	15	16	Scatto																																																																			
Elemento	1		2		3		4																																																																													
	<b>MZ33</b>	Commutatore multivia 3 poli 3 vie con 0		<table border="1"> <tr><td>3</td><td>×</td><td></td><td></td><td></td><td>×</td><td>×</td><td></td><td>CR</td></tr> <tr><td>2</td><td></td><td></td><td>×</td><td>×</td><td></td><td></td><td>×</td><td>CA 45°</td></tr> <tr><td>1</td><td></td><td></td><td>×</td><td></td><td></td><td></td><td>×</td><td>CQ</td></tr> <tr><td>0</td><td></td><td></td><td></td><td></td><td></td><td></td><td></td><td></td></tr> <tr><td>Contatto</td><td>1</td><td>2</td><td>3</td><td>4</td><td>5</td><td>6</td><td>7</td><td>8</td><td>9</td><td>10</td><td>11</td><td>12</td><td>13</td><td>14</td><td>15</td><td>16</td><td>17</td><td>18</td><td>19</td><td>20</td><td>Scatto</td></tr> <tr><td>Elemento</td><td colspan="2">1</td><td colspan="2">2</td><td colspan="2">3</td><td colspan="2">4</td><td colspan="3">5</td><td colspan="7"></td><td></td></tr> </table>	3	×				×	×		CR	2			×	×			×	CA 45°	1			×				×	CQ	0									Contatto	1	2	3	4	5	6	7	8	9	10	11	12	13	14	15	16	17	18	19	20	Scatto	Elemento	1		2		3		4		5											5	
3	×				×	×		CR																																																																												
2			×	×			×	CA 45°																																																																												
1			×				×	CQ																																																																												
0																																																																																				
Contatto	1	2	3	4	5	6	7	8	9	10	11	12	13	14	15	16	17	18	19	20	Scatto																																																															
Elemento	1		2		3		4		5																																																																											

Commutatori multiviva																																																																										
targhetta	schema	funzione	schema elettrico	descrizione contatti/elementi	N° elementi																																																																					
	<b>M013</b>	Commutatore multiviva 1 polo 3 vie senza 0		<table border="1"> <tr> <td><b>3</b></td> <td></td> <td></td> <td></td> <td></td> <td>X</td> <td>CR</td> <td rowspan="3">45°</td> </tr> <tr> <td><b>2</b></td> <td>X</td> <td></td> <td></td> <td></td> <td></td> <td>CA</td> </tr> <tr> <td><b>1</b></td> <td></td> <td></td> <td></td> <td>X</td> <td></td> <td>CQ</td> </tr> <tr> <td>Contatto</td> <td>1</td> <td>2</td> <td>3</td> <td>4</td> <td>5</td> <td>6</td> <td>7</td> <td>8</td> <td>Scatto</td> </tr> <tr> <td>Elemento</td> <td colspan="2"><b>1</b></td> <td colspan="2"><b>2</b></td> <td colspan="3"></td> <td></td> <td></td> </tr> </table>	<b>3</b>					X	CR	45°	<b>2</b>	X					CA	<b>1</b>				X		CQ	Contatto	1	2	3	4	5	6	7	8	Scatto	Elemento	<b>1</b>		<b>2</b>							<b>2</b>																											
<b>3</b>					X	CR	45°																																																																			
<b>2</b>	X					CA																																																																				
<b>1</b>				X		CQ																																																																				
Contatto	1	2	3	4	5	6	7	8	Scatto																																																																	
Elemento	<b>1</b>		<b>2</b>																																																																							
	<b>M014</b>	Commutatore multiviva 1 polo 4 vie senza 0		<table border="1"> <tr> <td><b>4</b></td> <td></td> <td></td> <td></td> <td>X</td> <td></td> <td>CR</td> <td rowspan="3">45°</td> </tr> <tr> <td><b>3</b></td> <td></td> <td></td> <td></td> <td></td> <td></td> <td>X</td> <td>CA</td> </tr> <tr> <td><b>2</b></td> <td>X</td> <td></td> <td></td> <td></td> <td></td> <td></td> <td>CQ</td> </tr> <tr> <td><b>1</b></td> <td></td> <td></td> <td></td> <td></td> <td>X</td> <td></td> <td></td> </tr> <tr> <td>Contatto</td> <td>1</td> <td>2</td> <td>3</td> <td>4</td> <td>5</td> <td>6</td> <td>7</td> <td>8</td> <td>Scatto</td> </tr> <tr> <td>Elemento</td> <td colspan="2"><b>1</b></td> <td colspan="2"><b>2</b></td> <td colspan="3"></td> <td></td> <td></td> </tr> </table>	<b>4</b>				X		CR	45°	<b>3</b>						X	CA	<b>2</b>	X						CQ	<b>1</b>					X			Contatto	1	2	3	4	5	6	7	8	Scatto	Elemento	<b>1</b>		<b>2</b>							<b>2</b>																	
<b>4</b>				X		CR	45°																																																																			
<b>3</b>						X		CA																																																																		
<b>2</b>	X							CQ																																																																		
<b>1</b>					X																																																																					
Contatto	1	2	3	4	5	6	7	8	Scatto																																																																	
Elemento	<b>1</b>		<b>2</b>																																																																							
	<b>M015</b>	Commutatore multiviva 1 polo 5 vie senza 0		<table border="1"> <tr> <td><b>5</b></td> <td></td> <td></td> <td></td> <td></td> <td></td> <td>X</td> <td>CR</td> <td rowspan="3">45°</td> </tr> <tr> <td><b>4</b></td> <td></td> <td></td> <td></td> <td></td> <td>X</td> <td></td> <td>CA</td> </tr> <tr> <td><b>3</b></td> <td>X</td> <td></td> <td></td> <td></td> <td></td> <td></td> <td>CQ</td> </tr> <tr> <td><b>2</b></td> <td></td> <td></td> <td></td> <td>X</td> <td></td> <td></td> <td></td> </tr> <tr> <td><b>1</b></td> <td></td> <td></td> <td></td> <td></td> <td></td> <td>X</td> <td></td> </tr> <tr> <td>Contatto</td> <td>1</td> <td>2</td> <td>3</td> <td>4</td> <td>5</td> <td>6</td> <td>7</td> <td>8</td> <td>9</td> <td>10</td> <td>11</td> <td>12</td> <td>Scatto</td> </tr> <tr> <td>Elemento</td> <td colspan="2"><b>1</b></td> <td colspan="2"><b>2</b></td> <td colspan="3"><b>3</b></td> <td colspan="4"></td> <td></td> </tr> </table>	<b>5</b>						X	CR	45°	<b>4</b>					X		CA	<b>3</b>	X						CQ	<b>2</b>				X				<b>1</b>						X		Contatto	1	2	3	4	5	6	7	8	9	10	11	12	Scatto	Elemento	<b>1</b>		<b>2</b>		<b>3</b>								<b>3</b>	
<b>5</b>						X	CR	45°																																																																		
<b>4</b>					X		CA																																																																			
<b>3</b>	X						CQ																																																																			
<b>2</b>				X																																																																						
<b>1</b>						X																																																																				
Contatto	1	2	3	4	5	6	7	8	9	10	11	12	Scatto																																																													
Elemento	<b>1</b>		<b>2</b>		<b>3</b>																																																																					